

VILLAGE OF COBDEN

ORDINANCE NO. 2022 – 1031

**AN ORDINANCE TO SET FORTH THE ANNUAL BUDGET OF THE VILLAGE OF COBDEN,
UNION COUNTY, ILLINOIS, FOR THE FISCAL YEAR BEGINNING MAY 1, 2022 AND ENDING
APRIL 30, 2023**

Adopted by the
Village Board of Trustees
of the Village of Cobden
on this 18th day of April, 2022

Published in pamphlet form by the authority of the Village Board of Trustees of the Village of
Cobden, Union County, Illinois, on this 19th day of April, 2022

ORDINANCE NO. 2022-1031

AN ORDINANCE TO SET FORTH THE ANNUAL BUDGET OF THE VILLAGE OF COBDEN, UNION COUNTY, ILLINOIS, FOR THE FISCAL YEAR BEGINNING MAY 1, 2022 AND ENDING APRIL 30, 2023

BE IT ORDAINED BY THE PRESIDENT AND BOARD OF TRUSTEES OF THE VILLAGE OF COBDEN, UNION COUNTY, ILLINOIS, AS FOLLOWS:

SECTION 1. That there be, and there are, ESTIMATED funds to be collected and disbursed from the following projected revenues and expenditures for the Village of Cobden, as follows:

GENERAL

ADMINISTRATION

		<u>ACTUAL</u>	<u>ACTUAL</u>	<u>ACTUAL</u>	<u>BUDGET</u>	<u>BUDGET</u>
		<u>2018-2019</u>	<u>2019-2020</u>	<u>2020-2021</u>	<u>2021-2022</u>	<u>2022-2023</u>
<u>REVENUES</u>						
10.3105	PROPERTY TAX	16,689.00	17,314.00	20,497.00	12,450.00	17,350.00
10.3130	LICENSES	5,576.00	2,450.00	3,225.00	3,350.00	3,500.00
10.3135	PERMITS	313.00	1,281.00	0.00	25.00	25.00
10.3140	FRANCHISE FEES (MEDIACOM/AMEREN)	8,682.00	8,655.00	8,528.00	8,845.00	8,845.00
10.3145	ZONING FEES formerly Building Permits	0.00	0.00	288.00	400.00	400.00
10.3155	COPIES/FAXES	82.00	70.00	45.00	50.00	100.00
10.3167	ORDINANCE VIOLATIONS	0.00	0.00	175.00	300.00	175.00
10.3169	CURE REIMBURSEMENT	0.00	0.00	1,269.00	240.00	0.00
10.3176	TRANSFER FROM WATER ACCOUNT	0.00	0.00	0.00	2,000.00	0.00
10.3177	TRANSFER FROM GAS ACCOUNT	0.00	4,700.00	7,500.00	14,000.00	5,000.00
10.3181	RETURNED CHECK FEES	70.00	0.00	0.00	35.00	35.00
10.3195	MISCELLANEOUS	1,200.00	10.00	150.00	150.00	150.00
	PRIOR YEAR & WITHHOLDING ADJ.	100.00	1,366.00	(2,234.00)	0.00	0.00
	TOTAL REVENUES	32,712.00	35,846.00	39,443.00	41,845.00	35,580.00
	BEGINNING BALANCES	10,316.00	3,222.00	3,509.00	(687.00)	1,938.00
	TOTAL FUNDS AVAILABLE	43,028.00	39,068.00	42,952.00	41,158.00	37,518.00

		<u>ACTUAL</u>	<u>ACTUAL</u>	<u>ACTUAL</u>	<u>BUDGET</u>	<u>BUDGET</u>
		<u>2018-2019</u>	<u>2019-2020</u>	<u>2020-2021</u>	<u>2021-2022</u>	<u>2022-2023</u>
<u>DISBURSEMENTS</u>						
10.4101	SALARIES OF OFFICIALS	12,700.00	14,260.00	14,225.00	14,140.00	14,425.00
10.4104	FICA EXPENSE	976.00	1,027.00	1,088.00	1,100.00	1,100.00
10.4105	IMRF EXPENSE	391.00	(5,053.00)	3,081.00	150.00	150.00
10.4108	EMPLOYEE DENTAL INSURANCE	3,402.00	3,180.00	3,451.00	3,445.00	3,450.00
10.4122	GENERAL INSURANCE	6,900.00	6,637.00	6,189.00	6,240.00	6,240.00
10.4121	WEBSITE MAINTENANCE (2015-16)	1,190.00	300.00	1,270.00	450.00	1,000.00
10.4129	TRAVEL EXPENSE	0.00	44.00	0.00	0.00	50.00
10.4131	TRAINING	0.00	0.00	0.00	0.00	50.00
10.4132	POSTAGE	4,341.00	3,700.00	4,098.00	4,080.00	1,000.00
10.4133	ADVERTISING	685.00	688.00	562.00	785.00	785.00
10.4137	LEGAL SERVICES	125.00	80.00	160.00	200.00	480.00
10.4138	PROFESSIONAL SERVICES	110.00	0.00	0.00	100.00	100.00
10.4144	DUES	120.00	120.00	185.00	185.00	185.00
10.4165	OFFICE SUPPLIES	6,702.00	8,199.00	6,898.00	6,100.00	3,500.00
10.4168	OPERATING SUPPLIES	715.00	1,208.00	1,863.00	800.00	1,200.00
10.4171	PUBLICATIONS	45.00	0.00	0.00	45.00	45.00
10.4188	MISCELLANEOUS	1,100.00	1,873.00	1,260.00	1,000.00	1,260.00
10.4191	BANK CHARGES	281.00	249.00	170.00	400.00	400.00
10.4107	VEHICLE FRINGE	(876.00)	(897.00)	(861.00)	0.00	0.00
10.4196	EQUIPMENT	899.00	0.00	0.00	0.00	0.00
	ACCOUNTS PAYABLE	0.00	(56.00)	0.00	0.00	0.00
	TOTAL EXPENDITURES	39,806.00	35,559.00	43,639.00	39,220.00	35,420.00
	ENDING BALANCES	3,222.00	3,509.00	(687.00)	1,938.00	2,098.00

POLICE

		<u>ACTUAL</u>	<u>ACTUAL</u>	<u>ACTUAL</u>	<u>BUDGET</u>	<u>BUDGET</u>
		<u>2018-2019</u>	<u>2019-2020</u>	<u>2020-2021</u>	<u>2021-2022</u>	<u>2022-2023</u>
REVENUES						
11.3205	PROPERTY TAX	17,186.00	17,935.00	22,109.00	18,130.00	16,130.00
11.3210	SALES TAX	19,521.00	19,700.00	20,628.00	28,685.00	28,685.00
11.3213	LOCAL USE TAX	19,720.00	24,500.00	20,870.00	20,870.00	20,870.00
11.3215	UTILITY TAX	32,500.00	32,900.00	34,526.00	31,500.00	31,500.00
11.3218	EXCISE TAX	7,213.00	7,382.00	7,715.00	10,000.00	10,000.00
11.3220	STATE INCOME TAX	57,018.00	61,269.00	71,615.00	87,550.00	87,550.00
11.3225	REPLACEMENT TAX	1,567.00	2,571.00	1,481.00	4,730.00	4,730.00
11.3229	CANNABIS USE TAX	0.00	189.00	946.00	1,700.00	1,700.00
11.3269	CURE REIMBURSEMENT	0.00	0.00	6,569.00	9,125.00	0.00
11.3270	FINES	6,581.00	4,290.00	2,365.00	5,355.00	5,355.00
11.3271	FINES - EQUIPMENT	1,055.00	0.00	0.00	0.00	0.00
11.3273	ADMINISTRATIVE FEE - TOWING	3,300.00	1,250.00	500.00	650.00	650.00
11.3274	DONATIONS	250.00	171.00	10.00	10.00	10.00
11.3275	SCHOOL PATROL REIMBURSEMENT	2,039.00	2,067.00	1,973.00	1,350.00	1,975.00
11.3276	TRANSFER FROM WATER CHECKING	46,000.00	81,000.00	34,000.00	8,000.00	44,000.00
11.3278	TRANSFER FROM GAS	56,000.00	8,000.00	0.00	18,000.00	18,000.00
11.3282	LICENSES - OFF ROAD VEHICLES	175.00	385.00	280.00	385.00	385.00
11.3288	TRAINING REIMBURSEMENT	0.00	0.00	0.00	0.00	7,000.00
11.3295	MISCELLANEOUS	50.00	8,720.00	88.00	0.00	100.00
11.3297	GRANT FUNDS	0.00	898.00	0.00	0.00	25,000.00
11.3298	TRANSFER FROM DEPRECIATION SAVINGS/CE	20,207.00	0.00	0.00	0.00	0.00
	TRANSFER FROM VEHICLE SAVINGS/IL FUNDS	0.00	6,510.00	1,628.00	9,782.00	3,000.00
	TOTAL REVENUES	290,382.00	279,737.00	227,303.00	253,822.00	306,640.00
	BEGINNING BALANCES	4,640.00	2,257.00	2,409.00	8,715.00	3,445.00
	TOTAL FUNDS AVAILABLE	295,022.00	281,994.00	229,712.00	262,537.00	310,085.00

DISBURSEMENTS

11.4200	SALARIES	134,011.00	152,880.00	113,797.00	131,000.00	152,240.00
11.4201	SALARIES - PART-TIME	40,666.00	25,047.00	12,505.00	18,000.00	16,000.00
11.4203	SALARIES OF CROSSING GUARD	3,920.00	4,151.00	2,181.00	3,920.00	3,920.00
11.4204	FICA EXPENSE	13,663.00	13,929.00	9,822.00	12,035.00	13,250.00
11.4205	IMRF EXPENSE	17,255.00	16,663.00	13,508.00	13,000.00	13,500.00
11.4212	EQUIPMENT MAINTENANCE	562.00	651.00	634.00	665.00	665.00
11.4217	VEHICLE MAINTENANCE	7,063.00	6,470.00	4,746.00	3,000.00	3,000.00
11.4221	ANIMAL CONTROL	1,541.00	1,791.00	1,832.00	2,940.00	5,000.00
11.4222	GENERAL INSURANCE	20,173.00	23,930.00	23,462.00	15,865.00	20,850.00
11.4223	TELEPHONE AND COMMUNICATIONS	1,470.00	1,263.00	15,775.00	17,295.00	17,300.00
11.4227	SCHOOL CROSSING LIGHTS	50.00	0.00	350.00	50.00	50.00
11.4229	TRAVEL EXPENSE	40.00	0.00	0.00	145.00	50.00
11.4231	TRAINING	720.00	870.00	640.00	13,000.00	2,000.00
11.4232	POSTAGE	74.00	81.00	0.00	25.00	50.00
11.4233	ADVERTISING	0.00	73.00	777.00	505.00	100.00
11.4237	LEGAL SERVICES	0.00	642.00	4,345.00	160.00	500.00
11.4238	OTHER PROFESSIONAL SERVICES	1,313.00	7,224.00	1,113.00	1,640.00	1,640.00
11.4240	TOWING FEES	0.00	0.00	0.00	0.00	100.00
11.4265	OFFICE EXPENSES	662.00	146.00	13.00	190.00	100.00
11.4266	GASOLINE	9,555.00	8,143.00	4,677.00	8,000.00	8,000.00
11.4267	MAINTENANCE SUPPLIES	162.00	0.00	0.00	100.00	100.00
11.4268	OPERATING SUPPLIES	6,004.00	4,142.00	2,888.00	4,600.00	4,600.00
11.4269	UNIFORMS	2,585.00	921.00	1,860.00	2,400.00	2,400.00
11.4286	SCHOOL RESOURCE OFFICER	0.00	1,978.00	0.00	0.00	0.00
11.4288	MISCELLANEOUS	0.00	50.00	0.00	45.00	45.00
11.4293	VEHICLES	30,439.00	7,167.00	3,255.00	1,630.00	38,000.00
	TRANSFER TO VEHICLE GRANT ACCOUNT	0.00	0.00	0.00	9,782.00	0.00
11.4296	EQUIPMENT (includes LESO)	837.00	1,373.00	2,817.00	1,100.00	3,100.00
	TOTAL EXPENDITURES	292,765.00	279,585.00	220,997.00	259,092.00	306,560.00
	ENDING BALANCE	2,257.00	2,409.00	8,715.00	3,445.00	3,525.00

FIRE

		<u>ACTUAL</u> <u>2018-2019</u>	<u>ACTUAL</u> <u>2019-2020</u>	<u>ACTUAL</u> <u>2020-2021</u>	<u>BUDGET</u> <u>2021-2022</u>	<u>BUDGET</u> <u>2022-2023</u>
<u>REVENUES</u>						
12.3305	PROPERTY TAX	4,243.00	4,382.00	5,299.00	3,705.00	3,705.00
12.3310	SALES TAX	0.00	5,000.00	5,000.00	3,350.00	3,350.00
12.3313	LOCAL USE TAX	4,663.00	4,818.00	9,624.00	5,000.00	9,625.00
12.3315	UTILITY TAX	1,189.00	3,000.00	4,000.00	4,000.00	4,000.00
12.3318	EXCISE TAX	2,061.00	944.00	2,259.00	1,660.00	3,000.00
12.3320	STATE INCOME TAX	2,000.00	0.00	3,000.00	3,000.00	3,000.00
12.3325	REPLACEMENT TAX	0.00	0.00	0.00	0.00	0.00
12.3374	DONATIONS	0.00	250.00	10.00	10.00	10.00
12.3376	TRANSFER FROM WATER	0.00	0.00	0.00	0.00	25,000.00
12.3397	GRANT RECEIPTS	0.00	0.00	24,524.00	0.00	365,000.00
	TOTAL REVENUES	14,156.00	18,394.00	53,716.00	20,725.00	416,690.00
	BEGINNING BALANCES	4,051.00	4,734.00	4,119.00	19,430.00	11,615.00
	TOTAL FUNDS AVAILABLE	18,207.00	23,128.00	57,835.00	40,155.00	428,305.00
<u>DISBURSEMENTS</u>						
12.4310	BUILDING MAINTENANCE	0.00	179.00	0.00	100.00	2,000.00
12.4312	EQUIPMENT MAINTENANCE	575.00	131.00	184.00	1,000.00	2,000.00
12.4317	VEHICLE MAINTENANCE	1,014.00	1,222.00	2,122.00	1,000.00	4,000.00
12.4322	GENERAL INSURANCE	4,752.00	4,179.00	5,047.00	5,330.00	5,330.00
12.4323	TELEPHONE AND COMMUNICATION	425.00	418.00	418.00	425.00	425.00
12.4326	UTILITIES	4,516.00	4,480.00	4,215.00	4,800.00	4,800.00
12.4329	TRAVEL EXPENSE	0.00	0.00	0.00	50.00	50.00
12.4331	TRAINING	0.00	260.00	0.00	50.00	600.00
12.4332	POSTAGE	0.00	0.00	0.00	10.00	10.00
12.4344	DUES (includes 9-1-1 dispatch)	0.00	0.00	0.00	50.00	50.00
12.4366	GASOLINE	1,643.00	1,046.00	1,203.00	1,300.00	1,300.00
12.4367	MAINTENANCE SUPPLIES	360.00	0.00	504.00	775.00	775.00
12.4368	OPERATING SUPPLIES	188.00	900.00	160.00	350.00	350.00
12.4369	UNIFORMS	0.00	1,063.00	0.00	1,200.00	1,200.00
12.4388	MISCELLANEOUS	0.00	0.00	0.00	100.00	0.00
12.4393	VEHICLES	0.00	0.00	0.00	0.00	386,000.00
12.4396	EQUIPMENT	0.00	5,131.00	24,552.00	12,000.00	13,000.00
	TOTAL EXPENDITURES	13,473.00	19,009.00	38,405.00	28,540.00	421,890.00
	ENDING BALANCE	4,734.00	4,119.00	19,430.00	11,615.00	6,415.00

CEMETERY

		<u>ACTUAL</u>	<u>ACTUAL</u>	<u>ACTUAL</u>	<u>BUDGET</u>	<u>BUDGET</u>
		<u>2018-2019</u>	<u>2019-2020</u>	<u>2020-2021</u>	<u>2021-2022</u>	<u>2022-2023</u>
<u>REVENUES</u>						
13.3469	CURE REIMBURSEMENT	0.00	0.00	2,890.00	0.00	0.00
13.3480	RECORDING FEES	160.00	100.00	500.00	300.00	300.00
13.3485	GRAVE SPACES	3,100.00	1,800.00	7,800.00	5,000.00	6,000.00
13.3487	GRAVE OPENINGS	3,200.00	4,050.00	9,025.00	10,000.00	10,000.00
1344.88	MISCELLANEOUS	0.00	0.00	2,579.00	0.00	0.00
13.3490	DONATIONS	12,349.00	11,821.00	14,522.00	14,000.00	15,000.00
13.3496	TRANSFER FROM IL FUNDS PERP. TRUST	25,000.00	23,700.00	25,451.00	25,000.00	36,000.00
13.3499	TRANSFER FROM HODGES FUND	0.00	0.00	0.00	0.00	3,000.00
	TOTAL REVENUES	43,809.00	41,471.00	62,767.00	54,300.00	70,300.00
	BEGINNING BALANCES	10,381.00	8,135.00	6,067.00	10,882.00	2,802.00
	TOTAL FUNDS AVAILABLE	54,190.00	49,606.00	68,834.00	65,182.00	73,102.00

DISBURSEMENTS

13.4400	SALARIES	28,543.00	25,852.00	32,747.00	37,000.00	40,400.00
13.4401	SALARIES - PART-TIME	4,038.00	3,894.00	7,722.00	7,750.00	7,750.00
13.4404	FICA EXPENSE	2,493.00	2,276.00	3,096.00	3,450.00	3,700.00
13.4405	IMRF EXPENSE	3,839.00	2,820.00	3,887.00	3,700.00	3,070.00
13.4410	BUILDING MAINTENANCE	2,319.00	0.00	748.00	500.00	500.00
13.4412	EQUIPMENT MAINTENANCE	555.00	1,459.00	275.00	1,000.00	1,000.00
13.4413	STREET MAINTENANCE	0.00	0.00	0.00	1,000.00	2,000.00
13.4415	GROUPS MAINTENANCE	326.00	1,682.00	250.00	1,000.00	4,000.00
13.4417	VEHICLE MAINTENANCE	65.00	0.00	0.00	65.00	65.00
13.4422	GENERAL INSURANCE	895.00	814.00	741.00	790.00	790.00
13.4423	INTERNET EXPENSE	0.00	0.00	205.00	660.00	660.00
13.4426	UTILITIES	1,262.00	1,224.00	976.00	1,250.00	1,250.00
13.4432	POSTAGE	275.00	286.00	220.00	300.00	300.00
13.4438	TREE REMOVAL	0.00	0.00	0.00	1,000.00	3,000.00
13.4445	DEED RECORDING	160.00	100.00	540.00	300.00	300.00
13.4465	OFFICE SUPPLIES	5.00	0.00	6.00	15.00	15.00
13.4466	GASOLINE	964.00	1,071.00	968.00	800.00	1,000.00
13.4467	MAINTENANCE SUPPLIES	244.00	689.00	0.00	300.00	300.00
13.4468	OPERATING SUPPLIES	72.00	192.00	421.00	500.00	600.00
13.4488	MISCELLANEOUS	0.00	0.00	1,590.00	0.00	0.00
13.4496	EQUIPMENT	0.00	1,180.00	3,560.00	1,000.00	1,500.00
	TOTAL EXPENDITURES	46,055.00	43,539.00	57,952.00	62,380.00	72,200.00
	ENDING BALANCE	8,135.00	6,067.00	10,882.00	2,802.00	902.00

STREETS AND SIDEWALKS

		<u>ACTUAL</u>	<u>ACTUAL</u>	<u>ACTUAL</u>	<u>BUDGET</u>	<u>BUDGET</u>
		<u>2018-2019</u>	<u>2019-2020</u>	<u>2020-2021</u>	<u>2021-2022</u>	<u>2022-2023</u>
<u>REVENUES</u>						
14.3505	PROPERTY TAX	6,885.00	10,986.00	7,959.00	7,985.00	7,985.00
14.3510	SALES TAX	20,685.00	20,755.00	20,755.00	27,275.00	27,275.00
14.3513	LOCAL USE TAX	5,900.00	9,386.00	21,235.00	22,525.00	22,525.00
14.3515	UTILITY TAX	15,480.00	11,124.00	10,000.00	14,000.00	14,000.00
14.3518	EXCISE TAX	280.00	280.00	280.00	955.00	995.00
14.3520	STATE INCOME TAX	50,000.00	51,000.00	51,000.00	51,000.00	51,000.00
14.3525	REPLACEMENT TAX	1,680.00	1,797.00	1,399.00	2,510.00	2,510.00
14.3527	VIDEO GAMING	486.00	0.00	0.00	0.00	0.00
14.3542	TRASH COLLECTION	92,786.00	96,040.00	98,845.00	99,900.00	101,000.00
14.3543	STREET LIGHTING SURCHARGE	10,013.00	10,398.00	9,912.00	10,700.00	10,700.00
14.3552	MOWING	0.00	1,000.00	250.00	0.00	250.00
14.3554	CULVERT INSTALLATION	0.00	0.00	0.00	0.00	250.00
14.3569	CURE REIMBURSEMENT	0.00	0.00	5,267.00	0.00	0.00
14.3576	TRANSFER FROM WATER CHECKING	0.00	18,500.00	0.00	12,500.00	16,500.00
14.3577	TRANSFER FROM GAS CHECKING	0.00	0.00	0.00	0.00	19,500.00
14.3595	MISCELLANEOUS	0.00	139.00	0.00	0.00	0.00
14.3597	MFT REIMBURSEMENT	11,871.00	18,047.00	25,736.00	24,745.00	24,745.00
14.3599	TRANSFER FROM SEWER	11,000.00	0.00	0.00	0.00	0.00
	TOTAL REVENUES	227,066.00	249,452.00	252,638.00	274,095.00	299,235.00
	BEGINNING BALANCES	3,673.00	1,412.00	6,025.00	10,539.00	3,139.00
	TOTAL FUNDS AVAILABLE	230,739.00	250,864.00	258,663.00	284,634.00	302,374.00
<u>DISBURSEMENTS</u>						
14.4500	SALARIES	74,158.00	78,496.00	84,075.00	83,490.00	93,775.00
14.4501	SALARIES - PART-TIME	6,393.00	7,244.00	10,012.00	9,025.00	10,015.00
14.4504	FICA EXPENSE	6,189.00	6,562.00	7,271.00	7,500.00	8,000.00
14.4505	IMRF EXPENSE	9,471.00	8,583.00	10,141.00	8,400.00	9,200.00
14.4506	UNEMPLOYMENT EXPENSE	1,000.00	3,453.00	2,948.00	3,650.00	3,650.00
14.4510	BUILDING MAINTENANCE	2.00	0.00	2,072.00	4,650.00	7,000.00
14.4512	EQUIPMENT MAINTENANCE	2,725.00	6,332.00	1,913.00	2,500.00	4,500.00
14.4513	STREET MAINTENANCE	738.00	1,566.00	0.00	100.00	900.00
14.4514	SIDEWALK MAINTENANCE	779.00	221.00	1,186.00	100.00	1,000.00
14.4517	VEHICLE MAINTENANCE	1,675.00	348.00	1,680.00	1,825.00	3,000.00
14.4520	GARBAGE DISPOSAL	92,100.00	94,531.00	97,671.00	101,120.00	105,000.00
14.4522	GENERAL INSURANCE	7,426.00	6,533.00	7,348.00	11,180.00	11,180.00
14.4526	UTILITIES	3,823.00	2,761.00	1,604.00	1,900.00	2,500.00
14.4527	STREET LIGHTING	12,552.00	13,007.00	10,593.00	12,800.00	12,800.00
14.4528	RENTAL/LEASES	0.00	0.00	0.00	0.00	1,220.00
14.4532	POSTAGE	0.00	0.00	0.00	10.00	10.00
14.4537	LEGAL SERVICES	0.00	60.00	0.00	0.00	40.00
14.4538	OTHER PROFESSIONAL SERVICES	0.00	1,400.00	700.00	75.00	700.00
14.4566	GASOLINE	3,490.00	3,067.00	2,626.00	4,800.00	4,800.00
14.4567	MAINTENANCE SUPPLIES	3,099.00	5,066.00	2,095.00	2,895.00	5,000.00
14.4568	OPERATING SUPPLIES	3,057.00	3,944.00	2,827.00	2,800.00	3,800.00
14.4588	MISCELLANEOUS	0.00	0.00	1,362.00	100.00	0.00
14.4593	VEHICLES	0.00	0.00	0.00	15,075.00	0.00
14.4596	EQUIPMENT	650.00	1,665.00	0.00	7,500.00	5,000.00
	TOTAL EXPENDITURES	229,327.00	244,839.00	248,124.00	281,495.00	293,090.00
	ENDING BALANCE	1,412.00	6,025.00	10,539.00	3,139.00	9,284.00

PARK

		<u>ACTUAL</u>	<u>ACTUAL</u>	<u>ACTUAL</u>	<u>BUDGET</u>	<u>BUDGET</u>
		<u>2018-2019</u>	<u>2019-2020</u>	<u>2020-2021</u>	<u>2021-2022</u>	<u>2022-2023</u>
<u>REVENUES</u>						
15.3505	PROPERTY TAX	4,243.00	4,382.00	5,299.00	3,705.00	3,705.00
15.3510	SALES TAX	3,681.00	5,116.00	4,081.00	6,850.00	6,850.00
15.3513	LOCAL USE TAX	1,220.00	1,220.00	0.00	1,220.00	1,220.00
15.3518	EXCISE TAX	3,203.00	2,961.00	0.00	2,170.00	2,170.00
15.3520	STATE INCOME TAX	6,020.00	13,132.00	7,020.00	6,000.00	6,000.00
15.3525	REPLACEMENT TAX	577.00	666.00	1,867.00	1,485.00	1,500.00
15.3540	DONATIONS	359.00	2,009.00	9,646.00	500.00	13,500.00
15.3556	SPECIAL EVENTS/PROMOTIONS	1,139.00	3,947.00	4,661.00	4,000.00	5,000.00
15.3597	TRANSFER FROM WATER FUND	0.00	0.00	0.00	3,300.00	5,300.00
	TOTAL REVENUES	20,442.00	33,433.00	32,574.00	29,230.00	45,245.00
	BEGINNING BALANCES	2,266.00	2,032.00	964.00	3,649.00	2,929.00
	TOTAL FUNDS AVAILABLE	22,708.00	35,465.00	33,538.00	32,879.00	48,174.00

DISBURSEMENTS

15.4500	SALARIES	9,104.00	16,160.00	11,101.00	12,000.00	14,500.00
15.4501	SALARIES - PART-TIME	1,522.00	1,821.00	1,883.00	3,625.00	4,085.00
15.4504	FICA EXPENSE	813.00	1,375.00	1,024.00	1,300.00	1,425.00
15.4505	IMRF EXPENSE	1,220.00	1,760.00	1,318.00	1,500.00	1,500.00
15.4510	BUILDING MAINTENANCE	121.00	1,044.00	9.00	515.00	515.00
15.4512	EQUIPMENT MAINTENANCE	0.00	540.00	250.00	90.00	90.00
15.4514	SIDEWALK MAINTENANCE	0.00	8.00	0.00	0.00	0.00
15.4516	SPECIAL EVENTS/PROMOTIONS	2,957.00	2,364.00	3,879.00	4,500.00	7,000.00
15.4518	BEAUTIFICATION	0.00	0.00	800.00	0.00	0.00
15.4522	GENERAL INSURANCE	697.00	640.00	713.00	760.00	760.00
15.4526	UTILITIES	1,071.00	1,189.00	898.00	1,100.00	1,100.00
15.4527	PARK LIGHTING/MAINTENANCE	1,046.00	599.00	1,967.00	1,200.00	1,200.00
15.4532	POSTAGE	0.00	0.00	55.00	55.00	55.00
15.4533	ADVERTISING	72.00	0.00	0.00	30.00	75.00
15.4538	PROFESSIONAL SERVICES (TOILET RENTAL)	0.00	0.00	523.00	1,200.00	1,200.00
15.4565	OFFICE SUPPLIES	0.00	0.00	0.00	20.00	20.00
15.4566	GASOLINE	737.00	1,033.00	708.00	1,000.00	1,000.00
15.4567	MAINTENANCE SUPPLIES	131.00	247.00	0.00	50.00	50.00
15.4568	OPERATING SUPPLIES	1,185.00	501.00	445.00	445.00	1,000.00
15.4588	MISCELLANEOUS	0.00	0.00	0.00	60.00	100.00
15.4592	BUILDINGS/PARK IMPROVEMENTS	0.00	0.00	4,316.00	500.00	10,000.00
15.4596	EQUIPMENT	0.00	5,220.00	0.00	0.00	1,000.00
	TOTAL EXPENDITURES	20,676.00	34,501.00	29,889.00	29,950.00	46,675.00
	ENDING BALANCE	2,032.00	964.00	3,649.00	2,929.00	1,499.00

WATER

		ACTUAL	ACTUAL	ACTUAL	BUDGET	BUDGET
		2018-2019	2019-2020	2020-2021	2021-2022	2022-2023
REVENUES						
51.3710	METERED SALES	322,077.00	330,221.00	405,113.00	325,000.00	390,000.00
51.3715	BULK SALES	10,857.00	11,950.00	10,743.00	1,730.00	0.00
51.3718	EPA LOAN L173513	0.00	0.00	0.00	55,995.00	595,000.00
51.3720	TURN ON FEES	675.00	310.00	290.00	300.00	650.00
51.3725	WATER TAPS	650.00	500.00	0.00	0.00	500.00
51.3767	ARPA IL-6066	0.00	0.00	0.00	72,400.00	72,400.00
51.3769	CURE REIMBURSEMENT	0.00	0.00	13,579.00	0.00	0.00
51.3791	RETURNED CHECK FEES	105.00	0.00	70.00	35.00	105.00
51.3792	INTEREST EARNED - IL FUNDS	0.00	0.00	22.00	25.00	15.00
51.3795	MISCELLANEOUS	0.00	2,351.00	0.00	0.00	0.00
51.3797	CD INTEREST - 1109207	50.00	9.00	0.00	0.00	0.00
51.3798	GRANT/LOANS	0.00	0.00	0.00	20,000.00	900,000.00
	FROM IL FUNDS SAVINGS	0.00	0.00	0.00	0.00	30,062.00
	FROM TIF IL FUNDS	0.00	0.00	0.00	40,000.00	40,000.00
	TOTAL REVENUES	334,414.00	345,341.00	429,817.00	515,485.00	2,028,732.00
	BEGINNING BALANCES					
	Water Operating	16,786.00	19,309.00	48,239.00	103,937.00	17,937.00
	Water - Certificate of Deposit 1109207	20,125.00	20,175.00	0.00	0.00	0.00
	Water - Illinois Funds	0.00	0.00	0.00	30,022.00	30,047.00
	TOTAL FUNDS AVAILABLE	371,325.00	384,825.00	478,056.00	649,444.00	2,076,716.00
DISBURSEMENTS						
51.4700	SALARIES AND WAGES	110,598.00	108,722.00	154,145.00	176,800.00	203,720.00
51.4701	SALARIES - PART-TIME	2,133.00	2,404.00	2,762.00	2,860.00	2,860.00
51.4704	FICA EXPENSE	8,624.00	8,501.00	12,003.00	13,750.00	15,800.00
51.4705	IMRF EXPENSE	14,342.00	11,834.00	14,578.00	12,000.00	18,000.00
51.4706	UNEMPLOYMENT INSURANCE	2,391.00	0.00	0.00	0.00	0.00
51.4708	EMPLOYEE HEALTH INSURANCE	30,192.00	29,800.00	29,182.00	28,800.00	30,000.00
51.4710	BUILDING/PROPERTY MAINTENANCE	553.00	21.00	1,299.00	7,000.00	17,000.00
51.4712	EQUIPMENT MAINTENANCE	34.00	196.00	3,716.00	470.00	500.00
51.4713	VEHICLE MAINTENANCE	301.00	405.00	1,575.00	2,000.00	1,600.00
51.4716	SYSTEM MAINTENANCE	38,997.00	10,288.00	17,965.00	71,400.00	35,500.00
51.4718	SYSTEM IMPROVEMENTS	0.00	0.00	747.00	100,000.00	1,400,000.00
51.4720	SYSTEM IMPROVEMENTS ARPA	0.00	0.00	0.00	72,400.00	72,400.00
51.4722	GENERAL INSURANCE	7,968.00	7,418.00	6,513.00	6,730.00	7,100.00
51.4723	TELEPHONE AND COMMUNICATION	3,469.00	3,404.00	3,531.00	4,100.00	4,100.00
51.4726	UTILITIES	29,798.00	27,454.00	27,581.00	26,000.00	27,700.00
51.4729	TRAVEL	738.00	0.00	0.00	50.00	350.00
51.4731	TRAINING	475.00	50.00	0.00	350.00	350.00
51.4732	POSTAGE	401.00	619.00	765.00	1,215.00	1,525.00
51.4733	ADVERTISING	49.00	0.00	264.00	720.00	265.00
51.4737	LEGAL SERVICES	265.00	0.00	32.00	30.00	70.00
51.4738	OTHER PROFESSIONAL SERVICES	10,289.00	5,866.00	6,328.00	10,000.00	9,000.00
51.4744	DUES	337.00	344.00	1,640.00	2,095.00	2,095.00
51.4765	OFFICE EXPENSE	183.00	374.00	203.00	250.00	1,250.00
51.4766	GASOLINE	2,802.00	2,801.00	2,320.00	4,200.00	4,200.00
51.4767	MAINTENANCE SUPPLIES	937.00	292.00	222.00	2,000.00	850.00
51.4768	OPERATING SUPPLIES	19,044.00	14,993.00	22,726.00	19,200.00	22,000.00
51.4773	TRANSFER TO POLICE CHECKING	46,000.00	81,000.00	34,000.00	8,000.00	44,000.00
51.4774	TRANSFER TO GEN/ADM	0.00	0.00	0.00	2,000.00	0.00
51.4777	TRANSFER TO STREET CHECKING	0.00	18,500.00	0.00	12,500.00	16,500.00
51.4778	TRANSFER TO FIRE CHECKING	0.00	0.00	0.00	0.00	25,000.00
51.4786	TRANSFER TO PARK	0.00	0.00	0.00	3,300.00	5,300.00
51.4788	MISCELLANEOUS	0.00	0.00	0.00	1,600.00	100.00
51.4793	VEHICLES	0.00	0.00	0.00	9,000.00	50,000.00
51.4796	EQUIPMENT	921.00	1,300.00	0.00	2,640.00	13,000.00
	TOTAL EXPENDITURES	331,841.00	336,586.00	344,097.00	601,460.00	2,032,135.00
	ENDING BALANCES					
	Water Operating	19,309.00	48,239.00	103,937.00	17,937.00	14,519.00
	Water - Certificate of Deposit 1109207	20,175.00	0.00	0.00	0.00	0.00
	Water - ARPA IL-6066	0.00	0.00	0.00	0.00	0.00
	Water - Illinois Funds 769	0.00	0.00	30,022.00	30,047.00	0.00
	TOTAL FUNDS AVAILABLE	39,484.00	48,239.00	133,959.00	47,984.00	14,519.00

SEWER

		<u>ACTUAL</u>	<u>ACTUAL</u>	<u>ACTUAL</u>	<u>BUDGET</u>	<u>BUDGET</u>
		<u>2018-2019</u>	<u>2019-2020</u>	<u>2020-2021</u>	<u>2021-2022</u>	<u>2022-2023</u>
REVENUES						
52.3705	SEWER FEES	163,806.00	168,948.00	177,366.00	192,350.00	195,000.00
52.3769	CURE REIMBURSEMENT	0.00	0.00	2,925.00	0.00	0.00
52.3725	SEWER TAPS	0.00	125.00	0.00	0.00	125.00
52.3775	INTEREST - IF - SHORT LIVED ASSET -749	0.00	27.00	19.00	4.00	0.00
52.3776	INTEREST - IF - DEBT SERVICE - 744	0.00	14.00	10.00	1.00	0.00
52.3791	RETURNED CHECK FEES	0.00	29.00	35.00	35.00	35.00
52.3792	INTEREST - DEBT SERVICE ACCT 22024	20.00	20.00	6.00	10.00	0.00
52.3792	INTEREST - SHORT LIVED ASSET 22021	13.00	15.00	7.00	10.00	0.00
52.3794	GRANT/LOAN	269,000.00	0.00	0.00	0.00	689,000.00
52.3795	MISCELLANEOUS	0.00	412.00	0.00	0.00	0.00
52.3797	INTEREST - 1109122	25.00	25.00	0.00	0.00	0.00
	TRANSFER FROM TIF	0.00	0.00	0.00	0.00	40,000.00
	INTEREST - 1109123	20.00	0.00	0.00	0.00	0.00
	INTEREST - 1109144	13.00	8.00	0.00	0.00	0.00
	INTEREST - 208	9.00	0.00	0.00	0.00	0.00
	INTEREST - 209	6.00	0.00	0.00	0.00	0.00
	TOTAL REVENUES	432,912.00	169,623.00	180,368.00	192,410.00	924,160.00
BEGINNING BALANCES						
	Sewer Operating	57,687.00	2,140.00	37,794.00	35,020.00	1,320.00
	Rural Development Construction	5,985.00	210,270.00	0.00	0.00	0.00
	Sewer Debt Service 22024	17,838.00	23,462.00	5,087.00	3,697.00	3,311.00
	IF Sewer Debt Service 1500000744	0.00	0.00	5,014.00	5,024.00	0.00
	Sewer Short Lived Asset 22021	11,830.00	15,179.00	8,530.00	1,873.00	5,219.00
	IF Sewer Short Lived Asset 1500000749	0.00	0.00	10,027.00	10,046.00	0.00
	Sewer CD 1190122	25,251.00	25,276.00	0.00	0.00	0.00
	Sewer CD 1190123	25,346.00	0.00	0.00	0.00	0.00
	Sewer CD 1109144	10,088.00	10,101.00	0.00	0.00	0.00
	Sewer CD 208 -Short Lived Asset	10,063.00	0.00	0.00	0.00	0.00
	Sewer CD 209 - Debt Service	7,044.00	0.00	0.00	0.00	0.00
	TOTAL FUNDS AVAILABLE	604,044.00	456,051.00	246,820.00	248,070.00	934,010.00
DISBURSEMENTS						
52.4700	SALARIES AND WAGES	88,189.00	29,101.00	28,699.00	41,000.00	45,000.00
52.4701	SALARIES - PART-TIME	130.00	16.00	80.00	80.00	80.00
52.4704	FICA EXPENSE	6,791.00	2,227.00	2,201.00	3,150.00	3,450.00
52.4705	IMRF EXPENSE	5,103.00	2,885.00	3,407.00	3,900.00	4,500.00
52.4708	EMPLOYEE HEALTH INSURANCE	30,192.00	29,996.00	28,156.00	26,800.00	30,000.00
52.4710	BUILDING MAINTENANCE	5.00	0.00	668.00	380.00	380.00
52.4712	EQUIPMENT MAINTENANCE	197.00	131.00	806.00	500.00	1,000.00
52.4713	VEHICLE MAINTENANCE	0.00	182.00	502.00	500.00	500.00
52.4716	SYSTEM MAINTENANCE	1,196.00	2,356.00	2,877.00	10,730.00	8,820.00
52.4720	SYSTEM IMPROVEMENTS	64,715.00	210,880.00	0.00	36,000.00	685,000.00
52.4722	GENERAL INSURANCE	11,903.00	10,624.00	10,961.00	11,510.00	11,510.00
52.4726	UTILITIES	26,465.00	28,937.00	30,309.00	28,000.00	30,000.00
52.4729	TRAVEL	8.00	0.00	0.00	100.00	200.00
52.4731	TRAINING	0.00	0.00	0.00	100.00	200.00
52.4732	POSTAGE	3.00	0.00	0.00	50.00	1,525.00
52.4733	ADVERTISING	122.00	57.00	0.00	50.00	50.00
52.4737	LEGAL SERVICES	0.00	0.00	0.00	125.00	125.00
52.4738	OTHER PROFESSIONAL SERVICES	12,958.00	10,947.00	11,738.00	13,200.00	13,200.00
52.4744	DUES	771.00	1,429.00	176.00	0.00	180.00
52.4765	OFFICE SUPPLIES	95.00	365.00	100.00	220.00	1,100.00
52.4766	GASOLINE	1,901.00	1,572.00	2,406.00	3,100.00	3,000.00
52.4767	MAINTENANCE SUPPLIES	338.00	855.00	433.00	1,100.00	1,100.00
52.4768	OPERATING SUPPLIES	3,399.00	4,469.00	5,512.00	5,000.00	5,000.00
52.4777	TRANSFER TO STREETS	11,000.00	0.00	0.00	0.00	0.00
52.4780	INTEREST AND LOAN REPAYMENT	52,135.00	51,625.00	51,115.00	51,625.00	51,625.00
52.4796	EQUIPMENT	0.00	945.00	11,014.00	1,000.00	17,000.00
	TOTAL EXPENDITURES	317,616.00	389,599.00	191,160.00	238,220.00	914,545.00
ENDING BALANCES						
	Sewer Operating	2,140.00	37,794.00	35,020.00	1,320.00	1,995.00
	Rural Development Construction	210,270.00	0.00	0.00	0.00	0.00
	Sewer Debt Service 22024	23,462.00	5,087.00	3,697.00	3,311.00	8,915.00
	IF Sewer Debt Service 1500000744	0.00	5,014.00	5,024.00	0.00	0.00
	Sewer Short Lived Asset 22021	15,179.00	8,530.00	1,873.00	5,219.00	8,555.00
	IF Sewer Short Lived Asset 1500000749	0.00	10,027.00	10,046.00	0.00	0.00
	Sewer CD 1190122	25,276.00	0.00	0.00	0.00	0.00
	Sewer CD 1109144	10,101.00	0.00	0.00	0.00	0.00
	TOTAL FUNDS AVAILABLE	286,428.00	66,452.00	55,660.00	9,850.00	19,465.00

GAS

		<u>ACTUAL</u>	<u>ACTUAL</u>	<u>ACTUAL</u>	<u>BUDGET</u>	<u>BUDGET</u>
		<u>2018-2019</u>	<u>2019-2020</u>	<u>2020-2021</u>	<u>2021-2022</u>	<u>2022-2023</u>
REVENUES						
54.3710	METERED SALES	322,676.00	263,529.00	292,859.00	333,600.00	354,600.00
54.3720	TURN ON FEES	300.00	200.00	200.00	200.00	200.00
54.3725	GAS TAPS	400.00	3,225.00	368.00	0.00	370.00
54.3769	CURE REIMBURSEMENT	0.00	0.00	5,863.00	0.00	0.00
54.3791	RETURNED CHECK FEES	245.00	140.00	35.00	140.00	140.00
54.3795	MISCELLANEOUS	700.00	265.00	0.00	0.00	0.00
54.3796	ENERGY ASSISTANCE	5,023.00	5,968.00	6,725.00	0.00	0.00
	CD INTEREST 1109110	25.00	13.00	0.00	0.00	0.00
	TOTAL REVENUES	329,369.00	273,340.00	306,050.00	333,940.00	355,310.00
BEGINNING BALANCES						
	GAS OPERATING	55,879.00	47,008.00	12,062.00	38,097.00	58,507.00
	GAS CD 1109110	25,282.00	25,307.00	0.00	0.00	0.00
	TOTAL FUNDS AVAILABLE	410,530.00	345,655.00	318,112.00	372,037.00	413,817.00
DISBURSEMENTS						
54.4700	SALARIES AND WAGES	40,674.00	104,062.00	59,100.00	52,400.00	68,640.00
54.4701	SALARIES - PART-TIME	276.00	359.00	356.00	265.00	360.00
54.4704	FICA EXPENSE	3,094.00	7,987.00	4,548.00	4,050.00	5,220.00
54.4705	IMRF EXPENSE	5,148.00	5,766.00	4,523.00	5,000.00	6,000.00
54.4708	EMPLOYEE HEALTH INSURANCE	30,192.00	30,017.00	26,597.00	26,800.00	30,000.00
54.4712	EQUIPMENT MAINTENANCE	3,443.00	1,098.00	1,005.00	750.00	1,100.00
54.4713	VEHICLE MAINTENANCE	880.00	20.00	715.00	1,475.00	1,475.00
54.4716	SYSTEM MAINTENANCE	0.00	15,372.00	10,620.00	17,000.00	20,000.00
54.4717	OFFICE AND ACCOUNTING	9,575.00	10,470.00	10,920.00	11,175.00	11,175.00
54.4721	COMPUTER EXPENSES	7,778.00	13,248.00	6,389.00	8,500.00	8,500.00
54.4722	GENERAL INSURANCE	8,955.00	8,202.00	8,007.00	8,140.00	8,140.00
54.4723	TELEPHONE/COMMUNICATIONS	797.00	889.00	480.00	900.00	900.00
54.4726	UTILITIES (VILLAGE HALL)	1,397.00	1,904.00	1,643.00	1,600.00	2,000.00
54.4729	TRAVEL	233.00	0.00	4.00	540.00	540.00
54.4731	TRAINING	4,425.00	5,661.00	1,120.00	2,575.00	2,575.00
54.4732	POSTAGE	172.00	198.00	95.00	95.00	1,525.00
54.4737	LEGAL SERVICES	120.00	200.00	120.00	100.00	160.00
54.4738	OTHER PROFESSIONAL SERVICES	12,912.00	4,843.00	8,520.00	8,945.00	9,200.00
54.4739	UNIFORMS	2,730.00	686.00	1,419.00	3,410.00	3,410.00
54.4740	GAS TRANSPORTATION FEE (City of Jonesboro)	6,300.00	6,300.00	6,300.00	6,300.00	10,500.00
54.4743	DUES	2,803.00	1,367.00	1,872.00	2,020.00	2,020.00
54.4761	NATURAL GAS PURCHASED	104,129.00	62,444.00	83,463.00	101,335.00	110,000.00
54.4765	OFFICE EXPENSES	127.00	313.00	194.00	375.00	1,100.00
54.4766	GASOLINE	2,441.00	2,995.00	1,818.00	3,300.00	3,300.00
54.4767	MAINTENANCE SUPPLIES	251.00	131.00	119.00	725.00	725.00
54.4768	OPERATING SUPPLIES	1,823.00	5,116.00	1,295.00	2,595.00	3,400.00
54.4770	TRANSFER TO GENERAL ADMINISTRATION	0.00	4,700.00	7,500.00	14,000.00	5,000.00
54.4773	TRANSFER TO POLICE	56,000.00	8,000.00	0.00	18,000.00	18,000.00
54.4777	TRANSFER TO STREETS	0.00	0.00	0.00	0.00	19,500.00
54.4778	IMMANUEL REIMBURSEMENT	20,000.00	20,000.00	20,000.00	0.00	0.00
54.4785	TRANSFER TO PARK	0.00	0.00	0.00	0.00	0.00
54.4788	MISCELLANEOUS	80.00	0.00	0.00	80.00	80.00
54.4790	GAS TAX	5,823.00	5,230.00	5,259.00	4,800.00	5,300.00
54.4791	BANK CHARGES	0.00	0.00	0.00	40.00	40.00
54.4792	BUILDINGS (VILLAGE HALL MAINTENANCE)	0.00	0.00	0.00	200.00	200.00
54.4796	EQUIPMENT	1,661.00	0.00	0.00	6,040.00	15,000.00
	ENERGY ASSISTANCE	3,976.00	6,015.00	6,014.00	0.00	0.00
	TOTAL EXPENDITURES	338,215.00	333,593.00	280,015.00	313,530.00	375,085.00
ENDING BALANCES						
	GAS OPERATING	47,008.00	12,062.00	38,097.00	58,507.00	38,732.00
	GAS CD 1109110	25,307.00	0.00	0.00	0.00	0.00
	TOTAL FUNDS AVAILABLE	72,315.00	12,062.00	38,097.00	58,507.00	38,732.00

VETERANS MEMORIAL FUND 199701506727					
10.1130	<u>ACTUAL</u>	<u>ACTUAL</u>	<u>ACTUAL</u>	<u>BUDGET</u>	<u>BUDGET</u>
	<u>2018-2019</u>	<u>2019-2020</u>	<u>2020-2021</u>	<u>2021-2022</u>	<u>2022-2023</u>
REVENUES					
Banner Proceeds and Donations	1,755.00	5,058.00	1,815.00	3,500.00	3,500.00
TOTAL	1,755.00	5,058.00	1,815.00	3,500.00	3,500.00
BEGINNING BALANCE	8,170.00	1,913.00	1,636.00	624.00	1,239.00
FUNDS AVAILABLE	9,925.00	6,971.00	3,451.00	4,124.00	4,739.00
EXPENDITURES					
Engraving of Names	250.00	300.00	1,200.00	1,200.00	1,200.00
Banners	772.00	503.00	533.00	535.00	535.00
Insurance	40.00	36.00	33.00	35.00	35.00
Office Expenses	0.00	125.00	0.00	15.00	15.00
Maintenance of Monument and Grounds	6,950.00	371.00	1,061.00	1,100.00	1,100.00
To Illinois Funds 1500000750	0.00	4,000.00	0.00	0.00	0.00
TOTAL	8,012.00	5,335.00	2,827.00	2,885.00	2,885.00
ENDING BALANCE	1,913.00	1,636.00	624.00	1,239.00	1,854.00

IF VETERANS MEMORIAL FUND 1500000750				
10.1136	<u>ACTUAL</u>	<u>ACTUAL</u>	<u>BUDGET</u>	<u>BUDGET</u>
	<u>2019-2020</u>	<u>2020-2021</u>	<u>2021-2022</u>	<u>2022-223</u>
REVENUES				
From Veterans Memorial 199701506727	4,000.00	0.00	0.00	0.00
Interest	10.00	8.00	5.00	5.00
TOTAL	4,010.00	8.00	5.00	5.00
BEGINNING BALANCE	0.00	4,010.00	4,018.00	4,023.00
FUNDS AVAILABLE	4,010.00	4,018.00	4,023.00	4,028.00
EXPENDITURES				
TOTAL	0.00	0.00	0.00	0.00
ENDING BALANCE	4,010.00	4,018.00	4,023.00	4,028.00

TAX INCREMENT FINANCING DISTRICT 22003					
16.1100	<u>ACTUAL</u>	<u>ACTUAL</u>	<u>ACTUAL</u>	<u>BUDGET</u>	<u>BUDGET</u>
	<u>2018-2019</u>	<u>2019-2020</u>	<u>2020-2021</u>	<u>2021-2022</u>	<u>2022-2023</u>
REVENUES					
Property Taxes	32,876.00	39,437.00	37,625.00	39,525.00	39,525.00
Interest	56.00	71.00	20.00	60.00	20.00
TOTAL	32,932.00	39,508.00	37,645.00	39,585.00	39,545.00
BEGINNING BALANCE	44,050.00	70,189.00	12,984.00	16,454.00	48,744.00
FUNDS AVAILABLE	76,982.00	109,697.00	50,629.00	56,039.00	88,289.00
EXPENDITURES					
Abatement of Abandoned Property	0.00	0.00	6,000.00	0.00	6,000.00
Administrative Services - Moran Development	617.00	427.00	730.00	1,085.00	1,085.00
STL Equities	6,176.00	6,186.00	6,510.00	6,210.00	6,510.00
Sidewalk Repair/Replacement	0.00	10,100.00	5,000.00	0.00	5,000.00
Approved Projects	0.00	0.00	15,935.00	0.00	16,000.00
To Sewer Operating Account	0.00	0.00	0.00	0.00	40,000.00
To Illinois Funds TIF - 1500000746	0.00	80,000.00	0.00	0.00	0.00
TOTAL	6,793.00	96,713.00	34,175.00	7,295.00	74,595.00
ENDING BALANCE	70,189.00	12,984.00	16,454.00	48,744.00	13,694.00

IF TAX INCREMENT FINANCING DISTRICT - 1500000746				
16.1120				
	<u>ACTUAL</u>	<u>ACTUAL</u>	<u>BUDGET</u>	<u>BUDGET</u>
	<u>2019-2020</u>	<u>2020-2021</u>	<u>2021-2022</u>	<u>2022-2023</u>
REVENUES				
From TIF - 22003	80,000.00	0.00	0.00	0.00
Interest	219.00	200.00	60.00	100.00
TOTAL	80,219.00	200.00	60.00	100.00
BEGINNING BALANCE	0.00	80,219.00	80,419.00	40,479.00
FUNDS AVAILABLE	80,219.00	80,419.00	80,479.00	40,579.00
EXPENDITURES				
To Water Operating account	0.00	0.00	40,000.00	40,000.00
TOTAL	0.00	0.00	40,000.00	40,000.00
ENDING BALANCE	80,219.00	80,419.00	40,479.00	579.00

SHOP-WITH-A-COP 4036115					
11.1118					
	<u>ACTUAL</u>	<u>ACTUAL</u>	<u>ACTUAL</u>	<u>BUDGET</u>	<u>BUDGET</u>
	<u>2018-2019</u>	<u>2019-2020</u>	<u>2020-2021</u>	<u>2021-2022</u>	<u>2022-2023</u>
REVENUES					
Donations and Fundraisers	3,591.00	3,570.00	2,575.00	3,150.00	3,150.00
TOTAL	3,591.00	3,570.00	2,575.00	3,150.00	3,150.00
BEGINNING BALANCE	2,686.00	3,551.00	989.00	1,640.00	2,290.00
FUNDS AVAILABLE	6,277.00	7,121.00	3,564.00	4,790.00	5,440.00
EXPENDITURES					
Shopping Event	2,726.00	5,132.00	1,924.00	2,500.00	3,000.00
Supplies for Fundraisers	0.00	0.00	0.00	0.00	0.00
Transfer to IL Funds Shop-with-a-Cop 1500000751	0.00	1,000.00	0.00	0.00	0.00
TOTAL	2,726.00	6,132.00	1,924.00	2,500.00	3,000.00
ENDING BALANCE	3,551.00	989.00	1,640.00	2,290.00	2,440.00

IF SHOP-WITH-A-COP 1500000751				
11.1118				
	<u>ACTUAL</u>	<u>ACTUAL</u>	<u>BUDGET</u>	<u>BUDGET</u>
	<u>2019-2020</u>	<u>2020-2021</u>	<u>2021-2022</u>	<u>2022-2023</u>
REVENUES				
From Shop-with-a-Cop 4036115	1,000.00	0.00	0.00	0.00
Interest	3.00	1.00	0.00	20.00
TOTAL	1,003.00	1.00	0.00	20.00
BEGINNING BALANCE	0.00	1,003.00	1,004.00	1,004.00
FUNDS AVAILABLE	1,003.00	1,004.00	1,004.00	1,024.00
EXPENDITURES				
TOTAL	0.00	0.00	0.00	0.00
ENDING BALANCE	1,003.00	1,004.00	1,004.00	1,024.00

<u>POLICE VEHICLE SAVINGS 22191</u>						
11.1114						
		<u>ACTUAL</u>	<u>ACTUAL</u>	<u>ACTUAL</u>	<u>BUDGET</u>	<u>BUDGET</u>
		<u>2018-2019</u>	<u>2019-2020</u>	<u>2020-2021</u>	<u>2021-2022</u>	<u>2022-2023</u>
REVENUES						
Video Gaming Tax		6,367.00	5,904.00	1,606.00	6,700.00	6,700.00
Police Fines		1,666.00	1,147.00	1,479.00	500.00	1,200.00
Donations		100.00	0.00	0.00	0.00	0.00
Transfer from Illinois Funds		0.00	0.00	0.00	5,025.00	0.00
Interest		2.00	8.00	2.00	5.00	5.00
TOTAL		8,135.00	7,059.00	3,087.00	12,230.00	7,905.00
BEGINNING BALANCE		0.00	8,135.00	3,684.00	1,888.00	4,336.00
FUNDS AVAILABLE		8,135.00	15,194.00	6,771.00	14,118.00	12,241.00
EXPENSE						
Transfer to Police Account		0.00	6,510.00	4,883.00	9,782.00	3,000.00
Transfer to IF Police Vehicle Savings 1500000747		0.00	5,000.00	0.00	0.00	0.00
TOTAL		0.00	11,510.00	4,883.00	9,782.00	3,000.00
ENDING BALANCE		8,135.00	3,684.00	1,888.00	4,336.00	9,241.00

<u>IF POLICE VEHICLE SAVINGS 1500000747</u>					
11.1118					
		<u>ACTUAL</u>	<u>ACTUAL</u>	<u>BUDGET</u>	<u>BUDGET</u>
		<u>2019-2020</u>	<u>2020-2021</u>	<u>2021-2022</u>	<u>2022-2023</u>
REVENUES					
From Police Vehicle Savings 22191		5,000.00	0.00	0.00	0.00
Interest		14.00	9.00	2.00	0.00
TOTAL		5,014.00	9.00	2.00	0.00
BEGINNING BALANCE		0.00	5,014.00	5,023.00	0.00
FUNDS AVAILABLE		5,014.00	5,023.00	5,025.00	0.00
EXPENDITURES					
Transfer to Police Vehicle Savings		0.00	0.00	5,025.00	0.00
TOTAL		0.00	0.00	5,025.00	0.00
ENDING BALANCE		5,014.00	5,023.00	0.00	0.00

<u>POLICE VEHICLE GRANT</u>			
11.1164			
		<u>BUDGET</u>	<u>BUDGET</u>
		<u>2021-2022</u>	<u>2022-2023</u>
REVENUES			
From Police Operating Account		9,782.00	0.00
Rural Development Grant		0.00	25,000.00
TOTAL		9,782.00	25,000.00
BEGINNING BALANCE		0.00	9,782.00
FUNDS AVAILABLE		9,782.00	34,782.00
EXPENDITURES			
Purchase Police Vehicle		0.00	34,782.00
TOTAL		0.00	34,782.00
ENDING BALANCE		9,782.00	0.00

<u>WATER METER DEPOSIT -- 2334</u>						
51.1144		<u>ACTUAL</u>	<u>ACTUAL</u>	<u>ACTUAL</u>	<u>BUDGET</u>	<u>BUDGET</u>
		<u>2018-2019</u>	<u>2019-2020</u>	<u>2020-2021</u>	<u>2021-2022</u>	<u>2022-2023</u>
REVENUES						
Customer Deposits		2,450.00	1,950.00	2,538.00	1,950.00	1,950.00
TOTAL		2,450.00	1,950.00	2,538.00	1,950.00	1,950.00
BEGINNING BALANCE		4,013.00	4,129.00	4,029.00	4,782.00	4,787.00
FUNDS AVAILABLE		6,463.00	6,079.00	6,567.00	6,732.00	6,737.00
EXPENDITURES						
Customer Refunds		2,300.00	2,050.00	1,750.00	1,945.00	1,945.00
Administrative Expense		34.00	0.00	35.00	0.00	0.00
TOTAL		2,334.00	2,050.00	1,785.00	1,945.00	1,945.00
ENDING BALANCE		4,129.00	4,029.00	4,782.00	4,787.00	4,792.00

<u>GAS METER DEPOSIT -- 2342</u>						
54.1144		<u>ACTUAL</u>	<u>ACTUAL</u>	<u>ACTUAL</u>	<u>BUDGET</u>	<u>BUDGET</u>
		<u>2018-2019</u>	<u>2019-2020</u>	<u>2020-2021</u>	<u>2021-2022</u>	<u>2022-2023</u>
REVENUES						
Customer Deposits		3,300.00	2,600.00	2,328.00	1,800.00	1,800.00
TOTAL		3,300.00	2,600.00	2,328.00	1,800.00	1,800.00
BEGINNING BALANCE		4,505.00	5,005.00	5,605.00	5,833.00	5,883.00
FUNDS AVAILABLE		7,805.00	7,605.00	7,933.00	7,633.00	7,683.00
EXPENDITURES						
Customer Refunds		2,800.00	2,000.00	2,100.00	1,750.00	1,750.00
TOTAL		2,800.00	2,000.00	2,100.00	1,750.00	1,750.00
ENDING BALANCE		5,005.00	5,605.00	5,833.00	5,883.00	5,933.00

<u>MOTOR FUEL TAX CHECKING - FARMERS STATE BANK</u>						
70.1110		<u>ACTUAL</u>	<u>ACTUAL</u>	<u>ACTUAL</u>	<u>BUDGET</u>	<u>BUDGET</u>
		<u>2018-2019</u>	<u>2019-2020</u>	<u>2020-2021</u>	<u>2021-2022</u>	<u>2022-2023</u>
REVENUES						
State of Illinois		29,458.00	41,825.00	41,045.00	46,050.00	46,050.00
State of Illinois - Rebuild Illinois		0.00	0.00	38,125.00	25,415.00	40,000.00
TOTAL		29,458.00	41,825.00	79,170.00	71,465.00	86,050.00
BEGINNING BALANCE		7,461.00	10,368.00	8,270.00	47,036.00	46,776.00
FUNDS AVAILABLE		36,919.00	52,193.00	87,440.00	118,501.00	132,826.00
EXPENDITURES						
Street Maintenance (Contracted)		6,641.00	4,973.00	5,300.00	34,300.00	34,300.00
Maintenance/Materials (Village)		11,064.00	23,319.00	19,463.00	25,000.00	25,675.00
Engineering		2,127.00	2,126.00	2,102.00	3,275.00	4,570.00
Office Expense		46.00	0.00	49.00	50.00	50.00
Snow Removal		6,673.00	3,505.00	13,130.00	9,100.00	7,000.00
Sidewalk Repair/Replacement		0.00	0.00	360.00	0.00	0.00
Transfer to MFT - 1500000745		0.00	10,000.00	0.00	0.00	0.00
TOTAL		26,551.00	43,923.00	40,404.00	71,725.00	71,595.00
ENDING BALANCE		10,368.00	8,270.00	47,036.00	46,776.00	61,231.00

<u>IF MOTOR FUEL TAX - 150000745</u>					
70.1150					
		<u>ACTUAL</u>	<u>ACTUAL</u>	<u>BUDGET</u>	<u>BUDGET</u>
		<u>2019-2020</u>	<u>2020-2021</u>	<u>2021-2022</u>	<u>2022-2023</u>
REVENUES					
From Motor Fuel Tax - 2004399		10,000.00	0.00	0.00	0.00
Interest		27.00	19.00	7.00	10.00
TOTAL		10,027.00	19.00	7.00	10.00
BEGINNING BALANCE		0.00	10,027.00	10,046.00	10,053.00
FUNDS AVAILABLE		10,027.00	10,046.00	10,053.00	10,063.00
EXPENDITURES					
TOTAL		0.00	0.00	0.00	0.00
ENDING BALANCE		10,027.00	10,046.00	10,053.00	10,063.00

<u>MOTOR FUEL TAX CD 1109112</u>					
70.1174					
		<u>ACTUAL</u>	<u>ACTUAL</u>	<u>ACTUAL</u>	<u>BUDGET</u>
		<u>2018-2019</u>	<u>2019-2020</u>	<u>2020-2021</u>	<u>2021-2022</u>
					<u>2022-2023</u>
REVENUES					
Interest		15.00	15.00	15.00	30.00
TOTAL		15.00	15.00	15.00	30.00
BEGINNING BALANCE		15,170.00	15,185.00	15,200.00	15,215.00
FUNDS AVAILABLE		15,185.00	15,200.00	15,215.00	15,245.00
ENDING BALANCE		15,185.00	15,200.00	15,215.00	15,275.00

<u>PERPETUAL TRUST SAVINGS --22027</u>					
75.1150					
		<u>ACTUAL</u>	<u>ACTUAL</u>	<u>ACTUAL</u>	<u>BUDGET</u>
		<u>2018-2019</u>	<u>2019-2020</u>	<u>2020-2021</u>	<u>2021-2022</u>
					<u>2022-2023</u>
REVENUES					
Donations		0.00	0.00	0.00	0.00
From Illinois Funds Savings		0.00	0.00	0.00	0.00
Foreman Trust		12,657.00	13,970.00	13,696.00	21,735.00
From CD 1109107		0.00	0.00	0.00	0.00
From CD 1109146		0.00	0.00	11,010.00	0.00
Interest		31.00	19.00	6.00	10.00
TOTAL		12,688.00	13,989.00	24,712.00	21,745.00
BEGINNING BALANCE		39,180.00	26,868.00	7,157.00	6,418.00
FUNDS AVAILABLE		51,868.00	40,857.00	31,869.00	28,163.00
EXPENDITURES					
To Operating Account		25,000.00	23,700.00	24,011.00	25,000.00
Mary Hodges Estate Projects		0.00	0.00	1,440.00	0.00
Transfer to IF Perpetual Trust - 150000748		0.00	10,000.00	0.00	0.00
TOTAL		25,000.00	33,700.00	25,451.00	25,000.00
ENDING BALANCE		26,868.00	7,157.00	6,418.00	3,163.00

<u>IF PERPETUAL TRUST - 1500000748</u>					
75.1150					
		<u>ACTUAL</u>	<u>ACTUAL</u>	<u>BUDGET</u>	<u>BUDGET</u>
		<u>2019-2020</u>	<u>2020-2021</u>	<u>2021-2022</u>	<u>2022-2023</u>
REVENUES					
From Perpetual Trust Savings - 22027		10,000.00	0.00	0.00	0.00
From Perpetual Trust CD 1109201		10,220.00	0.00	0.00	0.00
From Perpetual Trust CD 1109146		0.00	40,000.00	0.00	0.00
Interest		34.00	75.00	35.00	35.00
TOTAL		20,254.00	40,075.00	35.00	35.00
BEGINNING BALANCE		0.00	20,254.00	60,329.00	60,364.00
FUNDS AVAILABLE		20,254.00	60,329.00	60,364.00	60,399.00
EXPENDITURES					
To Perpetual Trust Savings		0.00	0.00	0.00	25,000.00
TOTAL		0.00	0.00	0.00	25,000.00
ENDING BALANCE		20,254.00	60,329.00	60,364.00	35,399.00

<u>PERPETUAL TRUST CD 1109106</u>					
75.1156					
		<u>ACTUAL</u>	<u>ACTUAL</u>	<u>ACTUAL</u>	<u>BUDGET</u>
		<u>2018-2019</u>	<u>2019-2020</u>	<u>2020-2021</u>	<u>2021-2022</u>
REVENUES					
CD Interest		25.00	25.00	26.00	25.00
TOTAL		25.00	25.00	26.00	25.00
BEGINNING BALANCE		25,282.00	25,307.00	25,332.00	25,358.00
FUNDS AVAILABLE		25,307.00	25,332.00	25,358.00	25,383.00
EXPENSES					
TOTAL		0.00	0.00	0.00	0.00
ENDING BALANCE		25,307.00	25,332.00	25,358.00	25,408.00

<u>PERPETUAL TRUST CD 1109107</u>					
75.1158					
		<u>ACTUAL</u>	<u>ACTUAL</u>	<u>ACTUAL</u>	<u>BUDGET</u>
		<u>2018-2019</u>	<u>2019-2020</u>	<u>2020-2021</u>	<u>2021-2022</u>
REVENUES					
CD Interest		25.00	25.00	26.00	0.00
TOTAL		25.00	25.00	26.00	25.00
BEGINNING BALANCE		25,282.00	25,307.00	25,332.00	25,358.00
FUNDS AVAILABLE		25,307.00	25,332.00	25,358.00	25,383.00
EXPENSES					
To Perpetual Trust Savings		0.00	0.00	0.00	0.00
TOTAL		0.00	0.00	0.00	0.00
ENDING BALANCE		25,307.00	25,332.00	25,358.00	25,408.00

<u>PERPETUAL TRUST CD 1109108</u>						
75.1176		<u>ACTUAL</u>	<u>ACTUAL</u>	<u>ACTUAL</u>	<u>BUDGET</u>	<u>BUDGET</u>
		<u>2018-2019</u>	<u>2019-2020</u>	<u>2020-2021</u>	<u>2021-2022</u>	<u>2022-2023</u>
REVENUES						
CD Interest		64.00	65.00	63.00	65.00	65.00
TOTAL		64.00	65.00	63.00	65.00	65.00
BEGINNING BALANCE		25,441.00	25,505.00	25,570.00	25,633.00	25,698.00
FUNDS AVAILABLE		25,505.00	25,570.00	25,633.00	25,698.00	25,763.00
ENDING BALANCE		25,505.00	25,570.00	25,633.00	25,698.00	25,763.00

<u>PERPETUAL TRUST CD 1109135</u>						
75.1188		<u>ACTUAL</u>	<u>ACTUAL</u>	<u>ACTUAL</u>	<u>BUDGET</u>	<u>BUDGET</u>
		<u>2018-2019</u>	<u>2019-2020</u>	<u>2020-2021</u>	<u>2021-2022</u>	<u>2022-2023</u>
REVENUES						
CD Interest		127.00	128.00	128.00	125.00	125.00
TOTAL		127.00	128.00	128.00	125.00	125.00
BEGINNING BALANCE		50,755.00	50,882.00	51,010.00	51,138.00	51,263.00
FUNDS AVAILABLE		50,882.00	51,010.00	51,138.00	51,263.00	51,388.00
EXPENSES						
TOTAL		0.00	0.00	0.00	0.00	0.00
ENDING BALANCE		50,882.00	51,010.00	51,138.00	51,263.00	51,388.00

<u>PERPETUAL TRUST CD 1109214</u>						
75.1192		<u>ACTUAL</u>	<u>ACTUAL</u>	<u>ACTUAL</u>	<u>BUDGET</u>	<u>BUDGET</u>
		<u>2018-2019</u>	<u>2019-2020</u>	<u>2020-2021</u>	<u>2021-2022</u>	<u>2022-2023</u>
REVENUES						
CD Interest		13.00	13.00	12.00	15.00	15.00
TOTAL		13.00	13.00	12.00	15.00	15.00
BEGINNING BALANCE		5,031.00	5,044.00	5,057.00	5,069.00	5,084.00
FUNDS AVAILABLE		5,044.00	5,057.00	5,069.00	5,084.00	5,099.00
ENDING BALANCE		5,044.00	5,057.00	5,069.00	5,084.00	5,099.00

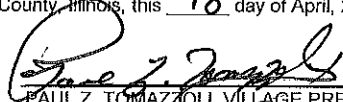
SECTION 2. This ordinance shall be in full force and effect after its passage, approval, and publication in pamphlet form as provided by the Illinois Compiled Statutes, Chapter 65; Section 5/1-2-4.

PASSED BY THE VILLAGE BOARD OF TRUSTEES OF THE VILLAGE OF COBDEN, UNION COUNTY, ILLINOIS, ON THIS 18th DAY OF APRIL, 2022.


KAREN M. WINZENBURGER, VILLAGE CLERK

NAME	AYE	ABSENT	CONFLICT
Jean A. Britt	✓		
Patrick C. Brumleve	✓		
Todd Dietterle	✓		
Larry Hackethal	✓		
Dennis Maze	✓		
Austin Sellars	✓		

Approved by the Village President of the Village of Cobden, Union County, Illinois, this 18th day of April, 2022.


PAUL Z. TOMAZZOLI, VILLAGE PRESIDENT

ATTEST:


KAREN M. WINZENBURGER
VILLAGE CLERK

CERTIFICATION OF BUDGET ORDINANCE

I, the undersigned, duly elected, qualified and acting Clerk of the Village of Cobden, Union County, Illinois, do hereby certify that attached hereto is a true and correct copy of the Budget Ordinance of said Village for the fiscal year beginning May 1, 2022 and ending April 30, 2023.

This certification is made and filed pursuant to the requirements of Public Act 83-881 (Illinois Statutes, Chapter 120, Paragraph 643) and on behalf of the Village of Cobden, Union County, Illinois.

Dated this 18th day of April, 2022.



Karen M. Winzenburger, Village Clerk

CERTIFIED ESTIMATE OF REVENUES BY SOURCE
VILLAGE OF COBDEN


The undersigned, Treasurer of the Village of Cobden, Union County, Illinois, does hereby certify that the estimates of revenues, by source or anticipated to be received by said taxing district, is either set forth in said ordinance as "Revenues" or attached hereto by separate document, is a true statement of said estimate.

This certification is made and filed pursuant to the requirements of Public Act 83-881 (Illinois Compiled Statutes, Chapter 120, Paragraph 643) and on behalf of the Village of Cobden, Union County, Illinois. This certification must be filed within thirty (30) days after the adoption of the Budget Ordinance.

Dated this 19th day of April, 2022.


Seirra Brumleve, Treasurer

Filed this 21st day of April, 2022.


Union County Clerk and Recorder

PROPOSED BUDGET SUMMARY 2022-2023

<u>ACCOUNT NUMBER</u>	<u>ACCOUNT</u>	<u>BEGINNING BALANCE</u>	<u>REVENUE</u>	<u>EXPENSE</u>	<u>TRANSFERS</u>	<u>ENDING BALANCE</u>
10.1100	GENERAL ADMINISTRATION	\$ 1,938.00	\$ 30,580.00	\$ 35,420.00	\$ 5,000.00	\$ 2,098.00
11.1100	POLICE	\$ 3,445.00	\$ 241,640.00	\$ 306,560.00	\$ 65,000.00	\$ 3,525.00
12.1100	FIRE	\$ 11,615.00	\$ 391,690.00	\$ 421,890.00	\$ 25,000.00	\$ 6,415.00
13.1100	CEMETERY	\$ 2,802.00	\$ 31,300.00	\$ 72,200.00	\$ 39,000.00	\$ 902.00
14.1100	STREETS	\$ 3,139.00	\$ 263,235.00	\$ 293,090.00	\$ 36,000.00	\$ 9,284.00
15.1100	PARKS	\$ 2,929.00	\$ 39,945.00	\$ 46,675.00	\$ 5,300.00	\$ 1,499.00
51.1100	WATER	\$ 17,937.00	\$ 1,886,270.00	\$ 1,868,935.00	\$ (20,753.00)	\$ 14,519.00
51.1116	IF WATER SAVINGS	\$ 30,047.00	\$ -	\$ -	\$ (30,047.00)	\$ -
51.1123	WATER - ARPA IL 6066	\$ -	\$ 72,400.00	\$ 72,400.00	\$ -	\$ -
52.1100	SEWER	\$ 1,320.00	\$ 884,160.00	\$ 914,545.00	\$ 31,060.00	\$ 1,995.00
52.1120	SEWER DEBT SERVICE 22024	\$ 3,311.00	\$ -	\$ -	\$ 5,604.00	\$ 8,915.00
52.1128	IF SEWER DEBT SERVICE 1500000744	\$ -	\$ -	\$ -	\$ -	\$ -
52.1124	SEWER SHORT LIVED ASSET 22021	\$ 5,219.00	\$ -	\$ -	\$ 3,336.00	\$ 8,555.00
54.1100	GAS	\$ 58,507.00	\$ 355,310.00	\$ 332,585.00	\$ (42,500.00)	\$ 38,732.00
10.1130	VETERANS MEMORIAL FUND	\$ 1,239.00	\$ 3,500.00	\$ 2,885.00	\$ -	\$ 1,854.00
10.1136	IF VETERANS MEMORIAL 1500000750	\$ 4,023.00	\$ 5.00	\$ -	\$ -	\$ 4,028.00
10.1140	TIF FUND	\$ 48,744.00	\$ 39,545.00	\$ 34,595.00	\$ (40,000.00)	\$ 13,694.00
16.1120	IF TIF FUND 1500000746	\$ 40,479.00	\$ 100.00	\$ -	\$ (40,000.00)	\$ 579.00
11.1110	SHOP-WITH-A-COP	\$ 2,290.00	\$ 3,150.00	\$ 3,000.00	\$ -	\$ 2,440.00
11.1118	IF SHOP-WITH-A-COP 1500000751	\$ 1,004.00	\$ 20.00	\$ -	\$ -	\$ 1,024.00
11.1114	POLICE VEHICLE SAVINGS	\$ 4,336.00	\$ 7,905.00	\$ -	\$ (3,000.00)	\$ 9,241.00
11.1164	POLICE VEHICLE GRANT	\$ 9,782.00	\$ 25,000.00	\$ 34,782.00	\$ -	\$ -
51.1144	WATER METER DEPOSIT 2334	\$ 4,787.00	\$ 1,950.00	\$ 1,945.00	\$ -	\$ 4,792.00
54.1144	GAS METER DEPOSIT 2342	\$ 5,883.00	\$ 1,800.00	\$ 1,750.00	\$ -	\$ 5,933.00
70.1110	MOTOR FUEL TAX CHECKING - FARMERS	\$ 46,776.00	\$ 86,050.00	\$ 71,595.00	\$ -	\$ 61,231.00
70.1150	IF MOTOR FUEL TAX 1500000745	\$ 10,053.00	\$ 10.00	\$ -	\$ -	\$ 10,063.00
70.1174	MOTOR FUEL TAX CD 1109112	\$ 15,245.00	\$ 30.00	\$ -	\$ -	\$ 15,275.00
75.1100	CEMETERY PERPETUAL TRUST 22027	\$ 3,163.00	\$ 17,755.00	\$ -	\$ (14,000.00)	\$ 6,918.00
75.1150	IF PERPETUAL TRUST 1500000748	\$ 60,364.00	\$ 35.00	\$ -	\$ (25,000.00)	\$ 35,399.00
75.1156	CEMETERY PERPETUAL TRUST CD 1109106	\$ 25,383.00	\$ 25.00	\$ -	\$ -	\$ 25,408.00
75.1158	CEMETERY PERPETUAL TRUST CD 1109107	\$ 25,383.00	\$ 25.00	\$ -	\$ -	\$ 25,408.00
75.1176	CEMETERY PERPETUAL TRUST CD 1109108	\$ 25,698.00	\$ 65.00	\$ -	\$ -	\$ 25,763.00
75.1188	CEMETERY PERPETUAL TRUST CD 1109135	\$ 51,263.00	\$ 125.00	\$ -	\$ -	\$ 51,388.00
75.1192	CEMETERY PERPETUAL TRUST CD 1109214	\$ 5,084.00	\$ 15.00	\$ -	\$ -	\$ 5,099.00
TOTALS:		\$ 533,188.00	\$ 4,383,640.00	\$ 4,514,852.00	\$ -	\$ 401,976.00

STATE OF ILLINOIS)
)
COUNTY OF UNION)


CERTIFICATE

I, Karen M. Winzenburger, certify that I am the duly elected and acting Village Clerk of the Village of Cobden, Union County, Illinois.

I further certify that on April 18, 2022, the Village Board of Trustees of the Village of Cobden, Union County, Illinois, passed and adopted **ORDINANCE NO. 2022-1031 – AN ORDINANCE TO SET FORTH THE ANNUAL BUDGET OF THE VILLAGE OF COBDEN, UNION COUNTY, ILLINOIS, FOR THE FISCAL YEAR BEGINNING MAY 1, 2022 AND ENDING APRIL 30, 2023** which provided by its passage that it be published in pamphlet form.

The pamphlet form of Ordinance No. 2022 - 1030, including the ordinance and a cover sheet thereof, was prepared and a copy of such ordinance was posted in the Village Hall for a period of at least ten days commencing on the 19th day of April, 2022. Copies of such ordinance were also available for public inspection upon request in the office of the Village Clerk.

Dated at Cobden, Illinois, this 2nd day of May, 2022.


Karen M. Winzenburger
Village Clerk