

**ORDINANCE NO. 2021-1014**

**AN ORDINANCE TO SET FORTH THE ANNUAL BUDGET OF THE VILLAGE OF COBDEN, UNION COUNTY, ILLINOIS, FOR THE FISCAL YEAR BEGINNING MAY 1, 2021 AND ENDING APRIL 30, 2022**

Adopted by the  
Village Board of Trustees  
of the  
Village of Cobden  
on this 19<sup>TH</sup> day of April, 2021

Published in pamphlet form by the authority of the Village Board of Trustees of the Village of Cobden, Union County, Illinois, on this 19<sup>th</sup> day of April, 2021

ORDINANCE NO. 2021-1014

AN ORDINANCE TO SET FORTH THE ANNUAL BUDGET OF THE VILLAGE OF COBDEN, UNION COUNTY, ILLINOIS, FOR THE FISCAL YEAR BEGINNING MAY 1, 2021 AND ENDING APRIL 30, 2022

BE IT ORDAINED BY THE PRESIDENT AND BOARD OF TRUSTEES OF THE VILLAGE OF COBDEN, UNION COUNTY, ILLINOIS, AS FOLLOWS:

SECTION 1. That there be, and there are, ESTIMATED funds to be collected and disbursed from the following projected revenues and expenditures for the Village of Cobden, as follows:

**GENERAL  
ADMINISTRATION**

		<u>ACTUAL</u> <u>2017-2018</u>	<u>ACTUAL</u> <u>2018-2019</u>	<u>ACTUAL</u> <u>2019-2020</u>	<u>BUDGET</u> <u>2020-2021</u>	<u>BUDGET</u> <u>2021-2022</u>
<b>REVENUES</b>						
10.3105	PROPERTY TAX	25,705.00	16,689.00	17,314.00	18,225.00	19,815.00
	FICA to Police	(4,242.00)	0.00	0.00	0.00	0.00
	IMRF to Police	(4,692.00)	0.00	0.00	0.00	0.00
10.3130	LICENSES	4,675.00	5,576.00	2,450.00	4,800.00	4,800.00
10.3135	PERMITS	114.00	313.00	1,281.00	25.00	25.00
10.3140	FRANCHISE FEES (MEDIACOM/AMEREN)	7,337.00	8,682.00	8,655.00	8,655.00	8,530.00
10.3145	ZONING FEES formerly Building Permits	0.00	0.00	0.00	400.00	400.00
10.3155	COPIES/FAXES	117.00	82.00	70.00	100.00	100.00
10.3167	ORDINANCE VIOLATIONS	0.00	0.00	0.00	175.00	175.00
10.3169	CURE REIMBURSEMENT	0.00	0.00	0.00	1,270.00	0.00
10.3176	TRANSFER FROM WATER ACCOUNT	0.00	0.00	0.00	0.00	2,000.00
10.3177	TRANSFER FROM GAS ACCOUNT	0.00	0.00	4,700.00	7,500.00	7,000.00
10.3181	RETURNED CHECK FEES	0.00	70.00	0.00	35.00	35.00
10.3195	MISCELLANEOUS	700.00	1,200.00	10.00	150.00	150.00
	PRIOR YEAR & WITHHOLDING ADJ.	(776.00)	100.00	1,366.00	0.00	0.00
	<b>TOTAL REVENUES</b>	<b>28,938.00</b>	<b>32,712.00</b>	<b>35,846.00</b>	<b>41,335.00</b>	<b>43,030.00</b>
	<b>BEGINNING BALANCES</b>	<b>12,431.00</b>	<b>10,316.00</b>	<b>3,222.00</b>	<b>3,509.00</b>	<b>3,444.00</b>
	<b>TOTAL FUNDS AVAILABLE</b>	<b>41,369.00</b>	<b>43,028.00</b>	<b>39,068.00</b>	<b>44,844.00</b>	<b>46,474.00</b>

		<u>ACTUAL</u> <u>2017-2018</u>	<u>ACTUAL</u> <u>2018-2019</u>	<u>ACTUAL</u> <u>2019-2020</u>	<u>BUDGET</u> <u>2020-2021</u>	<u>BUDGET</u> <u>2021-2022</u>
<b>DISBURSEMENTS</b>						
10.4101	SALARIES OF OFFICIALS	11,080.00	12,700.00	14,260.00	13,235.00	14,425.00
10.4104	FICA EXPENSE	848.00	976.00	1,027.00	1,080.00	1,100.00
10.4105	IMRF EXPENSE	25.00	391.00	(5,053.00)	400.00	150.00
10.4108	EMPLOYEE DENTAL INSURANCE	3,402.00	3,402.00	3,180.00	3,400.00	3,500.00
10.4122	GENERAL INSURANCE	6,702.00	6,900.00	6,637.00	6,190.00	6,190.00
10.4121	WEBSITE MAINTENANCE (2015-16)	1,485.00	1,190.00	300.00	1,255.00	1,270.00
10.4129	TRAVEL EXPENSE	17.00	0.00	44.00	0.00	50.00
10.4131	TRAINING	0.00	0.00	0.00	0.00	50.00
10.4132	POSTAGE	1,481.00	4,341.00	3,700.00	4,500.00	4,500.00
10.4133	ADVERTISING	748.00	685.00	688.00	800.00	785.00
10.4137	LEGAL SERVICES	917.00	125.00	80.00	800.00	480.00
10.4138	PROFESSIONAL SERVICES	0.00	110.00	0.00	110.00	100.00
10.4144	DUES	120.00	120.00	120.00	185.00	185.00
10.4165	OFFICE SUPPLIES	2,323.00	6,702.00	8,199.00	6,360.00	6,500.00
10.4168	OPERATING SUPPLIES	950.00	715.00	1,208.00	1,700.00	1,865.00
10.4171	PUBLICATIONS	45.00	45.00	0.00	45.00	45.00
10.4188	MISCELLANEOUS	928.00	1,100.00	1,873.00	1,260.00	1,260.00
10.4191	BANK CHARGES	554.00	281.00	249.00	100.00	110.00
10.4107	VEHICLE FRINGE	(827.00)	(876.00)	(897.00)	0.00	0.00
10.4196	EQUIPMENT	0.00	899.00	0.00	0.00	0.00
10.4193	ABANDONED PROPERTY ABATEMENT	255.00	0.00	0.00	0.00	0.00
	ACCOUNTS PAYABLE	0.00	0.00	(56.00)	0.00	0.00
	<b>TOTAL EXPENDITURES</b>	<b>31,053.00</b>	<b>39,806.00</b>	<b>35,559.00</b>	<b>41,400.00</b>	<b>42,565.00</b>
	<b>ENDING BALANCES</b>	<b>10,316.00</b>	<b>3,222.00</b>	<b>3,509.00</b>	<b>3,444.00</b>	<b>3,909.00</b>

**POLICE**

		<u>ACTUAL</u>	<u>ACTUAL</u>	<u>ACTUAL</u>	<u>BUDGET</u>	<u>BUDGET</u>
		<u>2017-2018</u>	<u>2018-2019</u>	<u>2019-2020</u>	<u>2020-2021</u>	<u>2021-2022</u>
<b>REVENUES</b>						
11.3205	PROPERTY TAX	4,745.00	17,186.00	17,935.00	19,270.00	22,110.00
11.3210	SALES TAX	14,531.00	19,521.00	19,700.00	19,700.00	20,630.00
11.3213	LOCAL USE TAX	16,596.00	19,720.00	24,500.00	20,870.00	20,870.00
11.3215	UTILITY TAX	32,500.00	32,500.00	32,900.00	31,500.00	31,500.00
11.3218	EXCISE TAX	9,876.00	7,213.00	7,382.00	10,000.00	10,000.00
11.3220	STATE INCOME TAX	69,698.00	57,018.00	61,269.00	70,000.00	70,000.00
11.3225	REPLACEMENT TAX	1,504.00	1,567.00	2,571.00	2,570.00	2,570.00
11.3227	VIDEO GAMING TAX	2,955.00	0.00	0.00	0.00	0.00
11.3229	CANNABIS USE TAX	0.00	0.00	189.00	1,200.00	1,200.00
11.3269	CURE REIMBURSEMENT	0.00	0.00	0.00	6,570.00	0.00
11.3270	FINES	7,488.00	6,581.00	4,290.00	3,500.00	3,500.00
11.3271	FINES - EQUIPMENT	250.00	1,055.00	0.00	0.00	0.00
11.3272	FINES - VEHICLE FUND	160.00	0.00	0.00	0.00	0.00
11.3273	ADMINISTRATIVE FEE - TOWING	2,600.00	3,300.00	1,250.00	1,250.00	500.00
11.3274	DONATIONS	0.00	250.00	171.00	10.00	10.00
11.3275	SCHOOL PATROL REIMBURSEMENT	1,980.00	2,039.00	2,067.00	1,975.00	1,975.00
11.3276	TRANSFER FROM WATER CHECKING	27,000.00	46,000.00	81,000.00	45,000.00	57,000.00
11.3278	TRANSFER FROM GAS	59,265.00	56,000.00	8,000.00	0.00	18,000.00
11.3282	LICENSES - OFF ROAD VEHICLES	280.00	175.00	385.00	350.00	350.00
11.3295	MISCELLANEOUS	87.00	50.00	8,720.00	100.00	100.00
11.3297	GRANT FUNDS	0.00	0.00	898.00	0.00	0.00
11.3298	TRANSFER FROM DEPRECIATION SAVINGS/CC	0.00	20,207.00	0.00	0.00	0.00
	TRANSFER FROM VEHICLE SAVINGS/IL FUNDS	0.00	0.00	6,510.00	8,000.00	9,000.00
	<b>TOTAL REVENUES</b>	<b>251,515.00</b>	<b>290,382.00</b>	<b>279,737.00</b>	<b>241,865.00</b>	<b>269,315.00</b>
	<b>BEGINNING BALANCES</b>	<b>527.00</b>	<b>4,640.00</b>	<b>2,257.00</b>	<b>2,409.00</b>	<b>9,449.00</b>
	<b>TOTAL FUNDS AVAILABLE</b>	<b>252,042.00</b>	<b>295,022.00</b>	<b>281,994.00</b>	<b>244,274.00</b>	<b>278,764.00</b>

**DISBURSEMENTS**

						11475
11.4200	SALARIES	133,390.00	134,011.00	152,880.00	114,000.00	134,000.00
11.4201	SALARIES - PART-TIME	38,080.00	40,666.00	25,047.00	15,000.00	13,000.00
11.4203	SALARIES OF CROSSING GUARD	3,657.00	3,920.00	4,151.00	2,540.00	2,540.00
11.4204	FICA EXPENSE	13,397.00	13,663.00	13,929.00	10,000.00	11,475.00
	Property Tax Distribution	(4,242.00)	0.00	0.00	0.00	0.00
11.4205	IMRF EXPENSE	19,847.00	17,255.00	16,663.00	16,000.00	13,500.00
	Property Tax Distribution	(4,692.00)	0.00	0.00	0.00	0.00
11.4212	EQUIPMENT MAINTENANCE	598.00	562.00	651.00	665.00	665.00
11.4217	VEHICLE MAINTENANCE	5,204.00	7,063.00	6,470.00	5,000.00	5,000.00
11.4221	ANIMAL CONTROL	1,782.00	1,541.00	1,791.00	1,835.00	1,835.00
11.4222	GENERAL INSURANCE	19,845.00	20,173.00	23,930.00	23,465.00	23,465.00
11.4223	TELEPHONE AND COMMUNICATIONS	780.00	1,470.00	1,263.00	16,000.00	16,000.00
11.4227	SCHOOL CROSSING LIGHTS	0.00	50.00	0.00	450.00	450.00
11.4229	TRAVEL EXPENSE	146.00	40.00	0.00	50.00	50.00
11.4231	TRAINING	1,830.00	720.00	870.00	640.00	6,000.00
11.4232	POSTAGE	207.00	74.00	81.00	100.00	50.00
11.4233	ADVERTISING	0.00	0.00	73.00	780.00	100.00
11.4237	LEGAL SERVICES	225.00	0.00	642.00	4,350.00	500.00
11.4238	OTHER PROFESSIONAL SERVICES	0.00	1,313.00	7,224.00	1,115.00	1,115.00
11.4240	TOWING FEES	0.00	0.00	0.00	100.00	100.00
11.4265	OFFICE EXPENSES	21.00	662.00	146.00	200.00	100.00
11.4266	GASOLINE	8,821.00	9,555.00	8,143.00	7,000.00	6,000.00
11.4267	MAINTENANCE SUPPLIES	9.00	162.00	0.00	220.00	100.00
11.4268	OPERATING SUPPLIES	5,294.00	6,004.00	4,142.00	3,900.00	3,900.00
11.4269	UNIFORMS	2,903.00	2,585.00	921.00	1,695.00	1,900.00
11.4286	SCHOOL RESOURCE OFFICER	0.00	0.00	1,978.00	0.00	0.00
11.4288	MISCELLANEOUS	0.00	0.00	50.00	100.00	100.00
11.4293	VEHICLES	0.00	30,439.00	7,167.00	6,520.00	28,260.00
11.4296	EQUIPMENT (includes LESO)	300.00	837.00	1,373.00	3,100.00	3,100.00
	<b>TOTAL EXPENDITURES</b>	<b>247,402.00</b>	<b>292,765.00</b>	<b>279,585.00</b>	<b>234,825.00</b>	<b>273,305.00</b>
	<b>ENDING BALANCE</b>	<b>4,640.00</b>	<b>2,267.00</b>	<b>2,409.00</b>	<b>9,449.00</b>	<b>5,459.00</b>

FIRE

		<u>ACTUAL</u> <u>2017-2018</u>	<u>ACTUAL</u> <u>2018-2019</u>	<u>ACTUAL</u> <u>2019-2020</u>	<u>BUDGET</u> <u>2020-2021</u>	<u>BUDGET</u> <u>2021-2022</u>
<b><u>REVENUES</u></b>						
12.3305	PROPERTY TAX	3,746.00	4,243.00	4,382.00	4,620.00	5,300.00
12.3310	SALES TAX	5,000.00	0.00	5,000.00	2,000.00	3,350.00
12.3313	LOCAL USE TAX	6,294.00	4,663.00	4,818.00	9,625.00	9,625.00
12.3315	UTILITY TAX	2,908.00	1,189.00	3,000.00	4,000.00	4,000.00
12.3318	EXCISE TAX	1,059.00	2,061.00	944.00	3,000.00	3,000.00
12.3320	STATE INCOME TAX	3,000.00	2,000.00	0.00	3,000.00	3,000.00
12.3325	REPLACEMENT TAX	0.00	0.00	0.00	0.00	0.00
12.3374	DONATIONS	0.00	0.00	250.00	10.00	10.00
12.3376	TRANSFER FROM WATER	0.00	0.00	0.00	0.00	19,300.00
12.3397	GRANT RECEIPTS	0.00	0.00	0.00	24,525.00	390,000.00
	<b>TOTAL REVENUES</b>	<b>22,007.00</b>	<b>14,156.00</b>	<b>18,394.00</b>	<b>50,780.00</b>	<b>437,585.00</b>
	<b>BEGINNING BALANCES</b>	<b>914.00</b>	<b>4,051.00</b>	<b>4,734.00</b>	<b>4,119.00</b>	<b>6,984.00</b>
	<b>TOTAL FUNDS AVAILABLE</b>	<b>22,921.00</b>	<b>18,207.00</b>	<b>23,128.00</b>	<b>54,899.00</b>	<b>444,569.00</b>
<b><u>DISBURSEMENTS</u></b>						
12.4310	BUILDING MAINTENANCE	424.00	0.00	179.00	2,000.00	2,000.00
12.4312	EQUIPMENT MAINTENANCE	990.00	575.00	131.00	2,000.00	2,000.00
12.4317	VEHICLE MAINTENANCE	2,169.00	1,014.00	1,222.00	4,000.00	4,000.00
12.4322	GENERAL INSURANCE	4,813.00	4,752.00	4,179.00	5,050.00	5,050.00
12.4323	TELEPHONE AND COMMUNICATION	424.00	425.00	418.00	425.00	425.00
12.4326	UTILITIES	5,144.00	4,516.00	4,480.00	4,500.00	4,500.00
12.4329	TRAVEL EXPENSE	0.00	0.00	0.00	50.00	50.00
12.4331	TRAINING	0.00	0.00	260.00	600.00	600.00
12.4332	POSTAGE	0.00	0.00	0.00	10.00	10.00
12.4344	DUES (includes 9-1-1 dispatch)	0.00	0.00	0.00	50.00	50.00
12.4366	GASOLINE	1,745.00	1,643.00	1,046.00	2,000.00	1,500.00
12.4367	MAINTENANCE SUPPLIES	1,084.00	360.00	0.00	775.00	775.00
12.4368	OPERATING SUPPLIES	153.00	188.00	900.00	700.00	350.00
12.4369	UNIFORMS	0.00	0.00	1,063.00	1,200.00	1,200.00
12.4388	MISCELLANEOUS	0.00	0.00	0.00	0.00	0.00
12.4393	VEHICLES	0.00	0.00	0.00	0.00	390,000.00
12.4396	EQUIPMENT	1,924.00	0.00	5,131.00	24,555.00	25,000.00
	<b>TOTAL EXPENDITURES</b>	<b>18,870.00</b>	<b>13,473.00</b>	<b>19,009.00</b>	<b>47,915.00</b>	<b>437,510.00</b>
	<b>ENDING BALANCE</b>	<b>4,051.00</b>	<b>4,734.00</b>	<b>4,119.00</b>	<b>6,984.00</b>	<b>7,059.00</b>

CEMETERY

		<u>ACTUAL</u>	<u>ACTUAL</u>	<u>ACTUAL</u>	<u>BUDGET</u>	<u>BUDGET</u>
		<u>2017-2018</u>	<u>2018-2019</u>	<u>2019-2020</u>	<u>2020-2021</u>	<u>2020-2021</u>
<u>REVENUES</u>						
13.3469	CURE REIMBURSEMENT	0.00	0.00	0.00	2,890.00	0.00
13.3480	RECORDING FEES	240.00	160.00	100.00	480.00	480.00
13.3485	GRAVE SPACES	4,650.00	3,100.00	1,800.00	6,700.00	8,000.00
13.3487	GRAVE OPENINGS	7,300.00	3,200.00	4,050.00	9,000.00	10,000.00
13.3490	DONATIONS	12,418.00	12,349.00	11,821.00	13,300.00	15,550.00
13.3496	TRANSFER FROM IL FUNDS PERP. TRUST	27,000.00	25,000.00	23,700.00	33,000.00	36,000.00
13.3499	TRANSFER FROM HODGES FUND	2,170.00	0.00	0.00	1,440.00	3,000.00
	<b>TOTAL REVENUES</b>	<b>53,778.00</b>	<b>43,809.00</b>	<b>41,471.00</b>	<b>66,810.00</b>	<b>73,030.00</b>
	<b>BEGINNING BALANCES</b>	<b>5,102.00</b>	<b>10,381.00</b>	<b>8,135.00</b>	<b>6,067.00</b>	<b>4,387.00</b>
	<b>TOTAL FUNDS AVAILABLE</b>	<b>58,880.00</b>	<b>54,190.00</b>	<b>49,606.00</b>	<b>72,877.00</b>	<b>77,417.00</b>

DISBURSEMENTS

13.4400	SALARIES	24,589.00	28,543.00	25,852.00	34,000.00	37,000.00
13.4401	SALARIES - PART-TIME	7,639.00	4,038.00	3,894.00	7,750.00	7,750.00
13.4404	FICA EXPENSE	2,465.00	2,493.00	2,276.00	3,100.00	3,450.00
13.4405	IMRF EXPENSE	3,670.00	3,839.00	2,820.00	5,100.00	5,100.00
13.4410	BUILDING MAINTENANCE	0.00	2,319.00	0.00	1,000.00	1,000.00
13.4412	EQUIPMENT MAINTENANCE	86.00	555.00	1,459.00	1,000.00	1,500.00
13.4413	STREET MAINTENANCE	106.00	0.00	0.00	1,000.00	3,000.00
13.4415	GROUNDNS MAINTENANCE	2,170.00	326.00	1,682.00	1,250.00	3,000.00
13.4417	VEHICLE MAINTENANCE	0.00	65.00	0.00	65.00	65.00
13.4422	GENERAL INSURANCE	3,358.00	895.00	814.00	740.00	740.00
13.4423	INTERNET EXPENSE	0.00	0.00	0.00	0.00	660.00
13.4426	UTILITIES	1,251.00	1,262.00	1,224.00	2,000.00	1,250.00
13.4432	POSTAGE	250.00	275.00	286.00	300.00	300.00
13.4438	TREE REMOVAL	0.00	0.00	0.00	2,000.00	3,000.00
13.4445	DEED RECORDING	240.00	160.00	100.00	480.00	480.00
13.4465	OFFICE SUPPLIES	0.00	5.00	0.00	15.00	15.00
13.4466	GASOLINE	948.00	964.00	1,071.00	1,300.00	1,300.00
13.4467	MAINTENANCE SUPPLIES	434.00	244.00	689.00	700.00	700.00
13.4468	OPERATING SUPPLIES	100.00	72.00	192.00	1,100.00	1,100.00
13.4488	MISCELLANEOUS	0.00	0.00	0.00	1,590.00	0.00
13.4496	EQUIPMENT	1,193.00	0.00	1,180.00	4,000.00	1,500.00
	<b>TOTAL EXPENDITURES</b>	<b>48,499.00</b>	<b>46,055.00</b>	<b>43,539.00</b>	<b>68,490.00</b>	<b>72,910.00</b>
	<b>ENDING BALANCE</b>	<b>10,381.00</b>	<b>8,135.00</b>	<b>6,067.00</b>	<b>4,387.00</b>	<b>4,507.00</b>

**STREETS AND SIDEWALKS**

		<u>ACTUAL</u> <u>2017-2018</u>	<u>ACTUAL</u> <u>2018-2019</u>	<u>ACTUAL</u> <u>2019-2020</u>	<u>BUDGET</u> <u>2020-2021</u>	<u>BUDGET</u> <u>2021-2022</u>
<b>REVENUES</b>						
14.3505	PROPERTY TAX	6,279.00	6,885.00	10,986.00	8,850.00	7,950.00
14.3510	SALES TAX	20,640.00	20,685.00	20,755.00	20,755.00	20,755.00
14.3513	LOCAL USE TAX	5,904.00	5,900.00	9,386.00	10,975.00	17,860.00
14.3515	UTILITY TAX	10,861.00	15,480.00	11,124.00	10,000.00	10,000.00
14.3518	EXCISE TAX	0.00	280.00	280.00	280.00	280.00
14.3520	STATE INCOME TAX	49,858.00	50,000.00	51,000.00	51,000.00	51,000.00
14.3525	REPLACEMENT TAX	1,483.00	1,680.00	1,797.00	1,680.00	1,680.00
14.3527	VIDEO GAMING	1,826.00	486.00	0.00	0.00	0.00
14.3542	TRASH COLLECTION	91,564.00	92,786.00	96,040.00	99,900.00	99,900.00
14.3543	STREET LIGHTING SURCHARGE	10,649.00	10,013.00	10,398.00	10,700.00	10,700.00
14.3552	MOWING	0.00	0.00	1,000.00	250.00	250.00
14.3554	CULVERT INSTALLATION	883.00	0.00	0.00	0.00	0.00
14.3569	CURE REIMBURSEMENT	0.00	0.00	0.00	5,265.00	0.00
14.3576	TRANSFER FROM WATER CHECKING	0.00	0.00	18,500.00	28,500.00	28,500.00
14.3577	TRANSFER FROM GAS CHECKING	10,000.00	0.00	0.00	12,000.00	19,500.00
14.3595	MISCELLANEOUS	250.00	0.00	139.00	0.00	0.00
14.3597	MFT REIMBURSEMENT	20,836.00	11,871.00	18,047.00	24,745.00	24,745.00
14.3599	TRANSFER FROM SEWER	13,400.00	11,000.00	0.00	0.00	0.00
	<b>TOTAL REVENUES</b>	<b>244,433.00</b>	<b>227,066.00</b>	<b>249,452.00</b>	<b>282,900.00</b>	<b>293,120.00</b>
	<b>BEGINNING BALANCES</b>	<b>1,041.00</b>	<b>3,673.00</b>	<b>1,412.00</b>	<b>6,025.00</b>	<b>8,500.00</b>
	<b>TOTAL FUNDS AVAILABLE</b>	<b>245,474.00</b>	<b>230,739.00</b>	<b>250,864.00</b>	<b>288,925.00</b>	<b>301,620.00</b>
<b>DISBURSEMENTS</b>						
14.4500	SALARIES	77,162.00	74,158.00	78,496.00	93,775.00	93,775.00
14.4501	SALARIES - PART-TIME	3,824.00	6,393.00	7,244.00	10,015.00	10,015.00
14.4504	FICA EXPENSE	6,196.00	6,189.00	6,562.00	8,000.00	8,000.00
14.4505	IMRF EXPENSE	11,449.00	9,471.00	8,583.00	12,600.00	12,600.00
14.4506	UNEMPLOYMENT EXPENSE	3,050.00	1,000.00	3,453.00	2,950.00	2,950.00
14.4510	BUILDING MAINTENANCE	175.00	2.00	0.00	3,250.00	7,000.00
14.4512	EQUIPMENT MAINTENANCE	176.00	2,725.00	6,332.00	3,890.00	8,000.00
14.4513	STREET MAINTENANCE	1,168.00	738.00	1,566.00	900.00	900.00
14.4514	SIDEWALK MAINTENANCE	10,519.00	779.00	221.00	1,000.00	1,000.00
14.4517	VEHICLE MAINTENANCE	523.00	1,675.00	348.00	1,610.00	2,000.00
14.4520	GARBAGE DISPOSAL	91,175.00	92,100.00	94,531.00	97,665.00	100,000.00
14.4522	GENERAL INSURANCE	7,412.00	7,426.00	6,533.00	7,350.00	7,350.00
14.4526	UTILITIES	2,775.00	3,823.00	2,761.00	3,000.00	2,000.00
14.4527	STREET LIGHTING	13,746.00	12,552.00	13,007.00	11,900.00	12,800.00
14.4528	RENTAL/LEASES	0.00	0.00	0.00	1,220.00	1,220.00
14.4532	POSTAGE	0.00	0.00	0.00	10.00	10.00
14.4537	LEGAL SERVICES	0.00	0.00	60.00	40.00	40.00
14.4538	OTHER PROFESSIONAL SERVICES	322.00	0.00	1,400.00	450.00	700.00
14.4566	GASOLINE	4,097.00	3,490.00	3,067.00	3,600.00	3,600.00
14.4567	MAINTENANCE SUPPLIES	2,100.00	3,099.00	5,066.00	3,395.00	3,395.00
14.4568	OPERATING SUPPLIES	4,532.00	3,057.00	3,944.00	3,800.00	3,800.00
14.4588	MISCELLANEOUS	0.00	0.00	0.00	5.00	0.00
14.4596	EQUIPMENT	1,400.00	650.00	1,665.00	10,000.00	11,900.00
	<b>TOTAL EXPENDITURES</b>	<b>241,801.00</b>	<b>229,327.00</b>	<b>244,839.00</b>	<b>280,425.00</b>	<b>293,055.00</b>
	<b>ENDING BALANCE</b>	<b>3,673.00</b>	<b>1,412.00</b>	<b>6,025.00</b>	<b>8,500.00</b>	<b>8,565.00</b>

**PARK**

		<u>ACTUAL</u>	<u>ACTUAL</u>	<u>ACTUAL</u>	<u>BUDGET</u>	<u>BUDGET</u>
		<u>2017-2018</u>	<u>2018-2019</u>	<u>2019-2020</u>	<u>2020-2021</u>	<u>2021-2022</u>
<b><u>REVENUES</u></b>						
15.3505	PROPERTY TAX	3,746.00	4,243.00	4,382.00	4,620.00	5,300.00
15.3510	SALES TAX	0.00	3,681.00	5,116.00	5,665.00	5,665.00
15.3513	LOCAL USE TAX	1,220.00	1,220.00	1,220.00	1,220.00	1,220.00
15.3518	EXCISE TAX	2,277.00	3,203.00	2,961.00	2,960.00	2,960.00
15.3520	STATE INCOME TAX	0.00	6,020.00	13,132.00	7,020.00	7,020.00
15.3525	REPLACEMENT TAX	718.00	577.00	666.00	720.00	720.00
15.3527	VIDEO GAMING TAX	464.00	0.00	0.00	0.00	0.00
15.3540	DONATIONS	2,201.00	359.00	2,009.00	9,600.00	3,500.00
15.3556	SPECIAL EVENTS/PROMOTIONS	1,115.00	1,139.00	3,947.00	5,000.00	5,000.00
15.3597	TRANSFER FROM WATER FUND	0.00	0.00	0.00	3,000.00	3,300.00
15.3599	TRANSFER FROM GAS FUND	8,100.00	0.00	0.00	0.00	0.00
	<b>TOTAL REVENUES</b>	<b>19,841.00</b>	<b>20,442.00</b>	<b>33,433.00</b>	<b>39,805.00</b>	<b>34,685.00</b>
	<b>BEGINNING BALANCES</b>	<b>900.00</b>	<b>2,266.00</b>	<b>2,032.00</b>	<b>6,184.00</b>	<b>9,064.00</b>
	<b>TOTAL FUNDS AVAILABLE</b>	<b>20,741.00</b>	<b>22,708.00</b>	<b>35,465.00</b>	<b>45,989.00</b>	<b>43,749.00</b>

**DISBURSEMENTS**

15.4500	SALARIES	7,319.00	9,104.00	16,160.00	12,000.00	12,000.00
15.4501	SALARIES - PART-TIME	1,734.00	1,522.00	1,821.00	1,885.00	1,885.00
15.4504	FICA EXPENSE	693.00	813.00	1,375.00	1,440.00	1,100.00
15.4505	IMRF EXPENSE	1,108.00	1,220.00	1,760.00	2,080.00	1,500.00
15.4510	BUILDING MAINTENANCE	511.00	121.00	1,044.00	515.00	515.00
15.4512	EQUIPMENT MAINTENANCE	89.00	0.00	540.00	90.00	90.00
15.4514	SIDEWALK MAINTENANCE	0.00	0.00	8.00	0.00	0.00
15.4516	SPECIAL EVENTS/PROMOTIONS	1,586.00	2,957.00	2,364.00	3,900.00	7,000.00
15.4522	GENERAL INSURANCE	767.00	697.00	640.00	715.00	715.00
15.4526	UTILITIES	976.00	1,071.00	1,189.00	1,100.00	1,100.00
15.4527	PARK LIGHTING/MAINTENANCE	2,250.00	1,046.00	599.00	2,500.00	2,500.00
15.4532	POSTAGE	0.00	0.00	0.00	55.00	55.00
15.4533	ADVERTISING	72.00	72.00	0.00	75.00	75.00
15.4538	PROFESSIONAL SERVICES (TOILET RENTAL)	0.00	0.00	0.00	600.00	1,200.00
15.4565	OFFICE SUPPLIES	93.00	0.00	0.00	20.00	20.00
15.4566	GASOLINE	389.00	737.00	1,033.00	1,300.00	1,300.00
15.4567	MAINTENANCE SUPPLIES	0.00	131.00	247.00	50.00	50.00
15.4568	OPERATING SUPPLIES	370.00	1,185.00	501.00	1,000.00	1,000.00
15.4588	MISCELLANEOUS	190.00	0.00	0.00	100.00	100.00
15.4592	BUILDINGS/PARK IMPROVEMENTS	0.00	0.00	0.00	7,500.00	2,000.00
15.4596	EQUIPMENT	328.00	0.00	0.00	0.00	0.00
	<b>TOTAL EXPENDITURES</b>	<b>18,475.00</b>	<b>20,676.00</b>	<b>29,281.00</b>	<b>36,925.00</b>	<b>34,205.00</b>
	<b>ENDING BALANCE</b>	<b>2,266.00</b>	<b>2,032.00</b>	<b>6,184.00</b>	<b>9,064.00</b>	<b>9,544.00</b>

**WATER****REVENUES**

		<u>ACTUAL</u>	<u>ACTUAL</u>	<u>ACTUAL</u>	<u>BUDGET</u>	<u>BUDGET</u>
		<u>2017-2018</u>	<u>2018-2019</u>	<u>2019-2020</u>	<u>2020-2021</u>	<u>2021-2022</u>
51.3710	METERED SALES	324,263.00	322,077.00	330,221.00	474,000.00	468,000.00
51.3715	BULK SALES	11,738.00	10,857.00	11,950.00	12,000.00	12,000.00
51.3720	TURN ON FEES	745.00	675.00	310.00	650.00	650.00
51.3725	WATER TAPS	2,139.00	650.00	500.00	500.00	500.00
51.3769	CURE REIMBURSEMENT	0.00	0.00	0.00	13,580.00	0.00
51.3791	RETURNED CHECK FEES	35.00	105.00	0.00	105.00	105.00
51.3792	INTEREST EARNED - IL FUNDS	0.00	0.00	0.00	25.00	25.00
51.3795	MISCELLANEOUS	0.00	0.00	2,351.00	0.00	0.00
51.3797	CD INTEREST - 1109207	50.00	50.00	9.00	0.00	0.00
51.3797	CD INTEREST - 1109211	6.00	0.00	0.00	0.00	0.00
51.3797	CD INTEREST - 1109212	(14.00)	0.00	0.00	0.00	0.00
51.3798	GRANT/LOANS	0.00	0.00	0.00	0.00	1,770,000.00
	FROM TIF IL FUNDS	0.00	0.00	0.00	0.00	80,000.00
	<b>TOTAL REVENUES</b>	<b>338,962.00</b>	<b>334,414.00</b>	<b>345,341.00</b>	<b>500,860.00</b>	<b>2,331,280.00</b>
	<b>BEGINNING BALANCES</b>					
	Water Operating	8,058.00	16,786.00	19,309.00	48,239.00	108,554.00
	Water - Certificate of Deposit 1109207	20,075.00	20,125.00	20,175.00	0.00	30,025.00
	Water - Certificate of Deposit 1109211	15,056.00	0.00	0.00	0.00	0.00
	Water - Certificate of Deposit 1109212	15,067.00	0.00	0.00	0.00	0.00
	<b>TOTAL FUNDS AVAILABLE</b>	<b>397,218.00</b>	<b>371,325.00</b>	<b>384,825.00</b>	<b>549,099.00</b>	<b>2,469,859.00</b>

**DISBURSEMENTS**

51.4700	SALARIES AND WAGES	159,109.00	110,598.00	108,722.00	150,000.00	153,400.00
51.4701	SALARIES - PART-TIME	2,731.00	2,133.00	2,404.00	3,000.00	2,860.00
51.4704	FICA EXPENSE	12,388.00	8,624.00	8,501.00	12,240.00	11,955.00
51.4705	IMRF EXPENSE	16,730.00	14,342.00	11,834.00	21,000.00	18,000.00
51.4706	UNEMPLOYMENT INSURANCE	6,040.00	2,391.00	0.00	0.00	0.00
51.4708	EMPLOYEE HEALTH INSURANCE	29,205.00	30,192.00	29,800.00	28,300.00	28,300.00
51.4710	BUILDING/PROPERTY MAINTENANCE	8,196.00	553.00	21.00	4,000.00	17,000.00
51.4712	EQUIPMENT MAINTENANCE	0.00	34.00	196.00	4,000.00	500.00
51.4713	VEHICLE MAINTENANCE	848.00	301.00	405.00	2,000.00	1,600.00
51.4716	SYSTEM MAINTENANCE	21,515.00	38,997.00	10,288.00	30,200.00	6,000.00
51.4718	SYSTEM IMPROVEMENTS	0.00	0.00	0.00	750.00	1,850,000.00
51.4721	COMPUTER EXPENSES	90.00	0.00	0.00	150.00	0.00
51.4722	GENERAL INSURANCE	6,200.00	7,968.00	7,418.00	6,515.00	6,515.00
51.4723	TELEPHONE AND COMMUNICATION	4,643.00	3,469.00	3,404.00	3,650.00	3,650.00
51.4726	UTILITIES	30,706.00	29,798.00	27,454.00	30,400.00	29,600.00
51.4729	TRAVEL	8.00	738.00	0.00	700.00	350.00
51.4731	TRAINING	125.00	475.00	50.00	605.00	350.00
51.4732	POSTAGE	1,867.00	401.00	619.00	525.00	525.00
51.4733	ADVERTISING	0.00	49.00	0.00	265.00	265.00
51.4737	LEGAL SERVICES	45.00	265.00	0.00	70.00	70.00
51.4738	OTHER PROFESSIONAL SERVICES	7,436.00	10,289.00	5,866.00	7,230.00	7,700.00
51.4744	DUES	330.00	337.00	344.00	1,640.00	1,640.00
51.4765	OFFICE EXPENSE	1,033.00	183.00	374.00	240.00	250.00
51.4766	GASOLINE	2,863.00	2,802.00	2,801.00	3,200.00	2,900.00
51.4767	MAINTENANCE SUPPLIES	1,059.00	937.00	292.00	1,095.00	850.00
51.4768	OPERATING SUPPLIES	18,912.00	19,044.00	14,993.00	20,000.00	20,000.00
51.4773	TRANSFER TO POLICE CHECKING	27,000.00	46,000.00	81,000.00	45,000.00	57,000.00
51.4774	TRANSFER TO GEN/ADM	0.00	0.00	0.00	0.00	2,000.00
51.4777	TRANSFER TO STREET CHECKING	0.00	0.00	18,500.00	28,500.00	28,500.00
51.4778	TRANSFER TO FIRE CHECKING	0.00	0.00	0.00	0.00	19,300.00
51.4786	TRANSFER TO PARK	0.00	0.00	0.00	3,000.00	3,300.00
51.4788	MISCELLANEOUS	375.00	0.00	0.00	245.00	100.00
51.4793	VEHICLES	0.00	0.00	0.00	0.00	50,000.00
51.4796	EQUIPMENT	853.00	921.00	1,300.00	2,000.00	3,000.00
	<b>TOTAL EXPENDITURES</b>	<b>360,307.00</b>	<b>331,841.00</b>	<b>336,586.00</b>	<b>410,520.00</b>	<b>2,327,480.00</b>
	<b>ENDING BALANCES</b>					
	Water Operating	16,786.00	19,309.00	48,239.00	108,554.00	112,329.00
	Water - Certificate of Deposit 1109207	20,125.00	20,175.00	0.00	30,025.00	30,050.00
	Water - Certificate of Deposit 1109211	0.00	0.00	0.00	0.00	0.00
	Water - Certificate of Deposit 1109212	0.00	0.00	0.00	0.00	0.00
	<b>TOTAL FUNDS AVAILABLE</b>	<b>36,911.00</b>	<b>39,484.00</b>	<b>48,239.00</b>	<b>138,579.00</b>	<b>142,379.00</b>



## SEWER

	ACTUAL 2017-2018	ACTUAL 2018-2019	ACTUAL 2019-2020	BUDGET 2020-2021	BUDGET 2021-2022
<b>REVENUES</b>					
52.3705	SEWER FEES	164,364.00	163,806.00	168,948.00	183,000.00
52.3769	CURE REIMBURSEMENT	0.00	0.00	0.00	2,925.00
52.3725	SEWER TAPS	0.00	0.00	125.00	0.00
52.3775	INTEREST - IF - SHORT LIVED ASSET -749	0.00	0.00	27.00	40.00
52.3776	INTEREST - IF - DEBT SERVICE - 744	0.00	0.00	14.00	20.00
52.3490	LAGOON PROJECT REIMBURSEMENT	59,350.00	0.00	0.00	0.00
52.3791	RETURNED CHECK FEES	105.00	0.00	29.00	35.00
52.3792	INTEREST - DEBT SERVICE ACCT 22024	14.00	20.00	20.00	10.00
52.3792	INTEREST - SHORT LIVED ASSET 22021	10.00	13.00	15.00	10.00
52.3794	GRANT/LOAN	433,000.00	269,000.00	0.00	0.00
52.3795	MISCELLANEOUS	0.00	0.00	412.00	0.00
52.3797	INTEREST - 1109121	17.00	0.00	0.00	0.00
	INTEREST - 1109122	25.00	25.00	25.00	0.00
	INTEREST - 1109123	63.00	20.00	0.00	0.00
	INTEREST - 1109144	8.00	13.00	8.00	0.00
	INTEREST - 208	25.00	9.00	0.00	0.00
	INTEREST - 209	17.00	6.00	0.00	0.00
	<b>TOTAL REVENUES</b>	<b>656,998.00</b>	<b>432,912.00</b>	<b>169,623.00</b>	<b>186,040.00</b>
	<b>BEGINNING BALANCES</b>				
	Sewer Operating	10,372.00	57,687.00	2,140.00	37,794.00
	Rural Development Construction	808.00	5,985.00	210,270.00	0.00
	Sewer Debt Service 22024	12,220.00	17,838.00	23,462.00	5,087.00
	IF Sewer Debt Service 150000744	0.00	0.00	0.00	5,014.00
	Sewer Short Lived Asset 22021	8,484.00	11,830.00	15,179.00	8,530.00
	IF Sewer Short Lived Asset 150000749	0.00	0.00	0.00	10,027.00
	Sewer CD 1190121	25,228.00	0.00	0.00	0.00
	Sewer CD 1190122	25,226.00	25,251.00	25,276.00	0.00
	Sewer CD 1190123	25,283.00	25,346.00	0.00	0.00
	Sewer CD 1109144	10,080.00	10,088.00	10,101.00	0.00
	Sewer CD 208 -Short Lived Asset	10,038.00	10,063.00	0.00	0.00
	Sewer CD 209 - Debt Service	7,027.00	7,044.00	0.00	0.00
	<b>TOTAL FUNDS AVAILABLE</b>	<b>791,764.00</b>	<b>604,044.00</b>	<b>456,051.00</b>	<b>252,492.00</b>
	<b>DISBURSEMENTS</b>				
52.4700	SALARIES AND WAGES	32,740.00	88,189.00	29,101.00	31,200.00
52.4701	SALARIES - PART-TIME	154.00	130.00	16.00	80.00
52.4704	FICA EXPENSE	2,325.00	6,791.00	2,227.00	2,400.00
52.4705	IMRF EXPENSE	3,531.00	5,103.00	2,885.00	4,500.00
52.4708	EMPLOYEE HEALTH INSURANCE	29,205.00	30,192.00	29,996.00	28,300.00
52.4710	BUILDING MAINTENANCE	157.00	5.00	0.00	500.00
52.4712	EQUIPMENT MAINTENANCE	547.00	197.00	131.00	1,000.00
52.4713	VEHICLE MAINTENANCE	20.00	0.00	182.00	700.00
52.4716	SYSTEM MAINTENANCE	1,435.00	1,196.00	2,366.00	5,000.00
52.4720	SYSTEM IMPROVEMENTS	427,823.00	64,715.00	210,880.00	0.00
52.4722	GENERAL INSURANCE	13,784.00	11,903.00	10,624.00	10,960.00
52.4726	UTILITIES	29,451.00	26,465.00	28,937.00	32,000.00
52.4729	TRAVEL	0.00	8.00	0.00	200.00
52.4731	TRAINING	180.00	0.00	0.00	200.00
52.4732	POSTAGE	343.00	3.00	0.00	50.00
52.4733	ADVERTISING	0.00	122.00	57.00	50.00
52.4737	LEGAL SERVICES	0.00	0.00	0.00	125.00
52.4738	OTHER PROFESSIONAL SERVICES	11,835.00	12,958.00	10,947.00	13,200.00
52.4744	DUES	771.00	771.00	1,429.00	180.00
52.4765	OFFICE SUPPLIES	805.00	95.00	365.00	100.00
52.4766	GASOLINE	1,381.00	1,901.00	1,572.00	2,300.00
52.4767	MAINTENANCE SUPPLIES	788.00	338.00	855.00	1,100.00
52.4768	OPERATING SUPPLIES	1,397.00	3,399.00	4,469.00	5,000.00
52.4777	TRANSFER TO STREETS	13,400.00	11,000.00	0.00	0.00
52.4780	INTEREST AND LOAN REPAYMENT	48,580.00	52,135.00	51,625.00	51,115.00
52.4796	EQUIPMENT	0.00	0.00	945.00	17,000.00
	<b>TOTAL EXPENDITURES</b>	<b>620,632.00</b>	<b>317,616.00</b>	<b>389,599.00</b>	<b>202,060.00</b>
	<b>ENDING BALANCES</b>				
	Sewer Operating	57,687.00	2,140.00	37,794.00	12,754.00
	Rural Development Construction	5,985.00	210,270.00	0.00	0.00
	Sewer Debt Service 22024	17,838.00	23,462.00	5,087.00	10,701.00
	IF Sewer Debt Service 150000744	0.00	0.00	5,014.00	5,034.00
	Sewer Short Lived Asset 22021	11,830.00	15,179.00	8,530.00	11,876.00
	IF Sewer Short Lived Asset 150000749	0.00	0.00	10,027.00	10,067.00
	Sewer CD 1190121	0.00	0.00	0.00	0.00
	Sewer CD 1190122	25,251.00	25,276.00	0.00	0.00
	Sewer CD 1190123	25,346.00	0.00	0.00	0.00
	Sewer CD 1109144	10,088.00	10,101.00	0.00	0.00
	Sewer CD 208 -Short Lived Asset	10,063.00	0.00	0.00	0.00
	Sewer CD 209 - Debt Service	7,044.00	0.00	0.00	0.00
	<b>TOTAL FUNDS AVAILABLE</b>	<b>171,132.00</b>	<b>286,428.00</b>	<b>66,452.00</b>	<b>50,432.00</b>

**GAS**

	<u>ACTUAL</u>	<u>ACTUAL</u>	<u>ACTUAL</u>	<u>BUDGET</u>	<u>BUDGET</u>	
	<u>2017-2018</u>	<u>2018-2019</u>	<u>2019-2020</u>	<u>2020-2021</u>	<u>2021-2022</u>	
<b>REVENUES</b>						
54.3710	METERED SALES	266,870.00	322,676.00	263,529.00	322,915.00	322,915.00
54.3720	TURN ON FEES	310.00	300.00	200.00	450.00	315.00
54.3725	GAS TAPS	0.00	400.00	3,225.00	370.00	370.00
54.3791	RETURNED CHECK FEES	105.00	245.00	140.00	350.00	350.00
54.3795	MISCELLANEOUS	2,232.00	700.00	265.00	0.00	0.00
54.3796	ENERGY ASSISTANCE	0.00	5,023.00	5,968.00	0.00	0.00
	CD INTEREST 1109109	18.00	0.00	0.00	0.00	0.00
	CD INTEREST 1109110	25.00	25.00	13.00	0.00	0.00
	CD INTEREST 1109111	6.00	0.00	0.00	0.00	0.00
	CD INTEREST 1109120	12.00	0.00	0.00	0.00	0.00
	CD INTEREST 1109143	2.00	0.00	0.00	0.00	0.00

**TOTAL REVENUES** 269,580.00 329,369.00 273,340.00 324,085.00 323,950.00

<b>BEGINNING BALANCES</b>						
	GAS OPERATING	36,281.00	55,879.00	47,008.00	12,062.00	18,272.00
	GAS CD 1109109	25,257.00	0.00	0.00	0.00	0.00
	GAS CD 1109110	25,257.00	25,282.00	25,307.00	0.00	0.00
	GAS CD 1109111	25,377.00	0.00	0.00	0.00	0.00
	GAS CD 1109120	25,283.00	0.00	0.00	0.00	0.00
	GAS CD 1109143	15,179.00	0.00	0.00	0.00	0.00

**TOTAL FUNDS AVAILABLE** 422,214.00 410,530.00 345,655.00 336,147.00 342,222.00

**DISBURSEMENTS**

54.4700	SALARIES AND WAGES	45,489.00	40,674.00	104,062.00	62,400.00	62,400.00
54.4701	SALARIES - PART-TIME	78.00	276.00	359.00	360.00	360.00
54.4704	FICA EXPENSE	3,671.00	3,094.00	7,987.00	5,020.00	5,020.00
54.4705	IMRF EXPENSE	7,120.00	5,148.00	5,766.00	9,360.00	6,000.00
54.4708	EMPLOYEE HEALTH INSURANCE	29,205.00	30,192.00	30,017.00	28,300.00	29,500.00
54.4712	EQUIPMENT MAINTENANCE	685.00	3,443.00	1,098.00	1,010.00	1,100.00
54.4713	VEHICLE MAINTENANCE	0.00	880.00	20.00	1,115.00	1,125.00
54.4716	SYSTEM MAINTENANCE	5,525.00	0.00	15,372.00	17,000.00	17,000.00
54.4717	OFFICE AND ACCOUNTING	11,525.00	9,575.00	10,470.00	10,920.00	10,920.00
54.4721	COMPUTER EXPENSES	5,380.00	7,778.00	13,248.00	7,000.00	7,000.00
54.4722	GENERAL INSURANCE	7,488.00	8,955.00	8,202.00	8,010.00	8,010.00
54.4723	TELEPHONE/COMMUNICATIONS	863.00	797.00	889.00	900.00	900.00
54.4726	UTILITIES (VILLAGE HALL)	2,546.00	1,397.00	1,904.00	2,000.00	2,000.00
54.4729	TRAVEL	422.00	233.00	0.00	380.00	280.00
54.4731	TRAINING	2,868.00	4,425.00	5,661.00	3,000.00	2,000.00
54.4732	POSTAGE	905.00	172.00	198.00	200.00	100.00
54.4737	LEGAL SERVICES	80.00	120.00	200.00	160.00	160.00
54.4738	OTHER PROFESSIONAL SERVICES	8,801.00	12,912.00	4,843.00	10,000.00	9,200.00
54.4739	UNIFORMS	2,010.00	2,730.00	686.00	1,820.00	1,500.00
54.4740	GAS TRANSPORTATION FEE (City of Jonesboro)	6,300.00	6,300.00	6,300.00	6,300.00	6,300.00
54.4743	DUES	2,642.00	2,803.00	1,367.00	1,875.00	1,875.00
54.4761	NATURAL GAS PURCHASED	86,169.00	104,129.00	62,444.00	79,100.00	84,000.00
54.4765	OFFICE EXPENSES	2,566.00	127.00	313.00	200.00	100.00
54.4766	GASOLINE	1,699.00	2,441.00	2,995.00	2,600.00	2,200.00
54.4767	MAINTENANCE SUPPLIES	731.00	251.00	131.00	625.00	625.00
54.4768	OPERATING SUPPLIES	2,403.00	1,823.00	5,116.00	5,400.00	3,400.00
54.4770	TRANSFER TO GENERAL ADMINISTRATION	0.00	0.00	4,700.00	7,500.00	7,000.00
54.4773	TRANSFER TO POLICE	59,265.00	56,000.00	8,000.00	0.00	18,000.00
54.4777	TRANSFER TO STREETS	10,000.00	0.00	0.00	12,000.00	19,500.00
54.4778	IMMANUEL REIMBURSEMENT	20,043.00	20,000.00	20,000.00	20,000.00	0.00
54.4785	TRANSFER TO PARK	8,100.00	0.00	0.00	0.00	0.00
54.4788	MISCELLANEOUS	0.00	80.00	0.00	80.00	80.00
54.4790	GAS TAX	5,302.00	5,823.00	5,230.00	7,000.00	7,000.00
54.4791	BANK CHARGES	0.00	0.00	0.00	40.00	40.00
54.4792	BUILDINGS (VILLAGE HALL MAINTENANCE)	0.00	0.00	0.00	200.00	200.00
54.4796	EQUIPMENT	0.00	1,661.00	0.00	6,000.00	9,000.00
	ENERGY ASSISTANCE	0.00	3,976.00	6,015.00	0.00	0.00

**TOTAL EXPENDITURES** 339,881.00 338,215.00 333,593.00 317,875.00 323,895.00

<b>ENDING BALANCES</b>						
	GAS OPERATING	55,879.00	47,008.00	12,062.00	18,272.00	18,327.00
	GAS CD 1109110	25,282.00	25,307.00	0.00	0.00	0.00

**TOTAL FUNDS AVAILABLE** 81,161.00 72,315.00 12,062.00 18,272.00 18,327.00

<u>VETERANS MEMORIAL FUND 199701506727</u>					
10.1130	<u>ACTUAL</u>	<u>ACTUAL</u>	<u>ACTUAL</u>	<u>BUDGET</u>	<u>BUDGET</u>
	<u>2017-2018</u>	<u>2018-2019</u>	<u>2019-2020</u>	<u>2020-2021</u>	<u>2021-2022</u>
REVENUES					
Banner Proceeds and Donations	7,395.00	1,755.00	5,058.00	3,500.00	3,500.00
TOTAL	7,395.00	1,755.00	5,058.00	3,500.00	3,500.00
BEGINNING BALANCE	2,988.00	8,170.00	1,913.00	1,636.00	2,251.00
FUNDS AVAILABLE	10,383.00	9,925.00	6,971.00	5,136.00	5,751.00
EXPENDITURES					
Engraving of Names	400.00	250.00	300.00	1,200.00	1,200.00
Banners	363.00	772.00	503.00	535.00	535.00
Insurance	42.00	40.00	36.00	35.00	35.00
Office Expenses	0.00	0.00	125.00	15.00	15.00
Maintenance of Monument and Grounds	1,408.00	6,950.00	371.00	1,100.00	1,100.00
To Illinois Funds 1500000750	0.00	0.00	4,000.00	0.00	0.00
TOTAL	2,213.00	8,012.00	5,335.00	2,885.00	2,885.00
ENDING BALANCE	8,170.00	1,913.00	1,636.00	2,251.00	2,866.00

<u>IF VETERANS MEMORIAL FUND 1500000750</u>				
10.1136	<u>ACTUAL</u>	<u>BUDGET</u>	<u>BUDGET</u>	
	<u>2019-2020</u>	<u>2020-2021</u>	<u>2021-2022</u>	
REVENUES				
From Veterans Memorial 199701506727	4,000.00	0.00	0.00	
Interest	10.00	15.00	15.00	
TOTAL	4,010.00	15.00	15.00	
BEGINNING BALANCE	0.00	4,010.00	4,025.00	
FUNDS AVAILABLE	4,010.00	4,025.00	4,040.00	
EXPENDITURES				
TOTAL	0.00	0.00	0.00	
ENDING BALANCE	4,010.00	4,025.00	4,040.00	

<u>TAX INCREMENT FINANCING DISTRICT 22003</u>					
16.1100	<u>ACTUAL</u>	<u>ACTUAL</u>	<u>ACTUAL</u>	<u>BUDGET</u>	<u>BUDGET</u>
	<u>2017-2018</u>	<u>2018-2019</u>	<u>2019-2020</u>	<u>2020-2021</u>	<u>2021-2022</u>
REVENUES					
Property Taxes	28,036.00	32,876.00	39,437.00	37,625.00	37,625.00
Interest	35.00	56.00	71.00	20.00	20.00
TOTAL	28,071.00	32,932.00	39,508.00	37,645.00	37,645.00
BEGINNING BALANCE	22,495.00	44,050.00	70,189.00	12,984.00	16,454.00
FUNDS AVAILABLE	50,566.00	76,982.00	109,697.00	50,629.00	54,099.00
EXPENDITURES					
Abatement of Abandoned Property	0.00	0.00	0.00	6,000.00	6,000.00
Administrative Services - Moran Development	427.00	617.00	427.00	730.00	665.00
STL Equities	6,089.00	6,176.00	6,186.00	6,510.00	6,510.00
Sidewalk Repair/Replacement	0.00	0.00	10,100.00	5,000.00	5,000.00
Approved Projects	0.00	0.00	0.00	15,935.00	16,000.00
To Illinois Funds TIF - 1500000746	0.00	0.00	80,000.00	0.00	0.00
TOTAL	6,516.00	6,793.00	96,713.00	34,175.00	34,175.00
ENDING BALANCE	44,050.00	70,189.00	12,984.00	16,454.00	19,924.00

<u>IF TAX INCREMENT FINANCING DISTRICT - 1500000746</u>				
16.1120				
		<u>ACTUAL</u>	<u>BUDGET</u>	<u>BUDGET</u>
		<u>2019-2020</u>	<u>2020-2021</u>	<u>2021-2022</u>
REVENUES				
From TIF - 22003		80,000.00	0.00	0.00
Interest		219.00	200.00	200.00
TOTAL		80,219.00	200.00	200.00
BEGINNING BALANCE		0.00	80,219.00	80,419.00
FUNDS AVAILABLE		80,219.00	80,419.00	80,619.00
EXPENDITURES				
Water System Improvements		0.00	0.00	80,000.00
TOTAL		0.00	0.00	80,000.00
ENDING BALANCE		80,219.00	80,419.00	619.00

<u>SHOP-WITH-A-COP 4036115</u>					
11.1118					
		<u>ACTUAL</u>	<u>ACTUAL</u>	<u>ACTUAL</u>	<u>BUDGET</u>
		<u>2017-2018</u>	<u>2018-2019</u>	<u>2019-2020</u>	<u>2020-2021</u>
					<u>BUDGET</u>
					<u>2021-2022</u>
REVENUES					
Donations and Fundraisers		2,812.00	3,591.00	3,570.00	2,625.00
TOTAL		2,812.00	3,591.00	3,570.00	2,625.00
BEGINNING BALANCE		1,921.00	2,686.00	3,551.00	989.00
FUNDS AVAILABLE		4,733.00	6,277.00	7,121.00	3,614.00
EXPENDITURES					
Shopping Event		1,807.00	2,726.00	5,132.00	1,925.00
Supplies for Fundraisers		240.00	0.00	0.00	0.00
Transfer to IL Funds Shop-with-a-Cop 1500000751		0.00	0.00	1,000.00	0.00
TOTAL		2,047.00	2,726.00	6,132.00	1,925.00
ENDING BALANCE		2,686.00	3,551.00	989.00	1,839.00

<u>IF SHOP-WITH-A-COP 1500000751</u>				
11.1118				
		<u>ACTUAL</u>	<u>BUDGET</u>	<u>BUDGET</u>
		<u>2019-2020</u>	<u>2020-2021</u>	<u>2021-2022</u>
REVENUES				
From Shop-with-a-Cop 4036115		1,000.00	0.00	0.00
Interest		3.00	20.00	20.00
TOTAL		1,003.00	20.00	20.00
BEGINNING BALANCE		0.00	1,003.00	1,023.00
FUNDS AVAILABLE		1,003.00	1,023.00	1,043.00
EXPENDITURES				
TOTAL		0.00	0.00	0.00
ENDING BALANCE		1,003.00	1,023.00	1,043.00

<u>POLICE VEHICLE SAVINGS 22191</u>					
11.1114					
		<u>ACTUAL</u>	<u>ACTUAL</u>	<u>BUDGET</u>	<u>BUDGET</u>
		<u>2018-2019</u>	<u>2019-2020</u>	<u>2020-2021</u>	<u>2021-2022</u>
REVENUES					
Video Gaming Tax		6,367.00	5,904.00	2,900.00	2,900.00
Police Fines		1,668.00	1,147.00	2,000.00	2,000.00
Donations		100.00	0.00	0.00	0.00
Interest		2.00	8.00	5.00	5.00
TOTAL		8,135.00	7,059.00	4,905.00	4,905.00
BEGINNING BALANCE		0.00	8,135.00	3,684.00	589.00
FUNDS AVAILABLE		8,135.00	15,194.00	8,589.00	5,494.00
EXPENSE					
Transfer to Police Account		0.00	6,510.00	8,000.00	4,500.00
Transfer to IF Police Vehicle Savings 1500000747		0.00	5,000.00	0.00	0.00
TOTAL		0.00	11,510.00	8,000.00	4,500.00
ENDING BALANCE		8,135.00	3,684.00	589.00	994.00

<b>IF POLICE VEHICLE SAVINGS 150000747</b>				
11.1118			<b>ACTUAL</b>	<b>BUDGET</b>
			<b>2019-2020</b>	<b>2020-2021</b>
				<b>BUDGET</b>
				<b>2021-2022</b>
REVENUES				
From Police Vehicle Savings 22191			5,000.00	0.00
Interest			14.00	20.00
TOTAL			5,014.00	20.00
BEGINNING BALANCE			0.00	5,014.00
FUNDS AVAILABLE			5,014.00	5,034.00
EXPENDITURES				
Transfer to Police Account			0.00	0.00
TOTAL			0.00	0.00
ENDING BALANCE			5,014.00	5,034.00
				554.00

<b>WATER METER DEPOSIT -- 2334</b>						
51.1144						
		<b>ACTUAL</b>	<b>ACTUAL</b>	<b>ACTUAL</b>	<b>BUDGET</b>	<b>BUDGET</b>
		<b>2017-2018</b>	<b>2018-2019</b>	<b>2019-2020</b>	<b>2020-2021</b>	<b>2021-2022</b>
REVENUES						
Customer Deposits		1,300.00	2,450.00	1,950.00	1,950.00	1,950.00
TOTAL		1,300.00	2,450.00	1,950.00	1,950.00	1,950.00
BEGINNING BALANCE		4,613.00	4,013.00	4,129.00	4,029.00	4,034.00
FUNDS AVAILABLE		5,913.00	6,463.00	6,079.00	5,979.00	5,984.00
EXPENDITURES						
Customer Refunds		1,900.00	2,300.00	2,050.00	1,945.00	1,945.00
Administrative Expense		0.00	34.00	0.00	0.00	0.00
TOTAL		1,900.00	2,334.00	2,050.00	1,945.00	1,945.00
ENDING BALANCE		4,013.00	4,129.00	4,029.00	4,034.00	4,039.00

<b>GAS METER DEPOSIT -- 2342</b>						
54.1144						
		<b>ACTUAL</b>	<b>ACTUAL</b>	<b>ACTUAL</b>	<b>BUDGET</b>	<b>BUDGET</b>
		<b>2017-2018</b>	<b>2018-2019</b>	<b>2019-2020</b>	<b>2020-2021</b>	<b>2021-2022</b>
REVENUES						
Customer Deposits		2,000.00	3,300.00	2,600.00	1,800.00	1,800.00
TOTAL		2,000.00	3,300.00	2,600.00	1,800.00	1,800.00
BEGINNING BALANCE		4,785.00	4,505.00	5,005.00	5,605.00	5,655.00
FUNDS AVAILABLE		6,785.00	7,805.00	7,605.00	7,405.00	7,455.00
EXPENDITURES						
Customer Refunds		2,280.00	2,800.00	2,000.00	1,750.00	1,750.00
TOTAL		2,280.00	2,800.00	2,000.00	1,750.00	1,750.00
ENDING BALANCE		4,505.00	5,005.00	5,605.00	5,655.00	5,705.00

<b>MOTOR FUEL TAX CHECKING - FARMERS STATE BANK</b>						
70.1110						
		<b>ACTUAL</b>	<b>ACTUAL</b>	<b>ACTUAL</b>	<b>BUDGET</b>	<b>BUDGET</b>
		<b>2017-2018</b>	<b>2018-2019</b>	<b>2019-2020</b>	<b>2020-2021</b>	<b>2021-2022</b>
REVENUES						
State of Illinois		29,426.00	29,458.00	41,825.00	75,000.00	40,000.00
State of Illinois - Rebuild Illinois		0.00	0.00	0.00	0.00	40,000.00
TOTAL		29,426.00	29,458.00	41,825.00	75,000.00	80,000.00
BEGINNING BALANCE		11,183.00	7,461.00	10,368.00	8,270.00	42,590.00
FUNDS AVAILABLE		40,609.00	36,919.00	52,193.00	83,270.00	122,590.00
EXPENDITURES						
Street Maintenance (Contracted)		5,520.00	6,641.00	4,973.00	5,300.00	25,300.00
Maintenance/Materials (Village)		23,733.00	11,064.00	23,319.00	20,000.00	30,000.00
Engineering		1,818.00	2,127.00	2,125.00	2,200.00	2,200.00
Office Expense		0.00	46.00	0.00	50.00	50.00
Snow Removal		2,077.00	6,673.00	3,505.00	13,130.00	13,130.00
Transfer to MFT - 150000745		0.00	0.00	10,000.00	0.00	0.00
TOTAL		33,148.00	26,551.00	43,923.00	40,680.00	70,680.00
ENDING BALANCE		7,461.00	10,368.00	8,270.00	42,590.00	51,910.00

<u>IF MOTOR FUEL TAX - 150000745</u>				
70.1150				
		<u>ACTUAL</u>	<u>BUDGET</u>	<u>BUDGET</u>
		<u>2019-2020</u>	<u>2020-2021</u>	<u>2021-2022</u>
REVENUES				
From Motor Fuel Tax - 2004399		10,000.00	0.00	0.00
Interest		27.00	50.00	50.00
TOTAL		10,027.00	50.00	50.00
BEGINNING BALANCE		0.00	10,027.00	10,077.00
FUNDS AVAILABLE		10,027.00	10,077.00	10,127.00
EXPENDITURES				
TOTAL		0.00	0.00	0.00
ENDING BALANCE		10,027.00	10,077.00	10,127.00

<u>MOTOR FUEL TAX CD 1109112</u>						
70.1174						
		<u>ACTUAL</u>	<u>ACTUAL</u>	<u>ACTUAL</u>	<u>BUDGET</u>	<u>BUDGET</u>
		<u>2017-2018</u>	<u>2018-2019</u>	<u>2019-2020</u>	<u>2020-2021</u>	<u>2021-2022</u>
REVENUES						
Interest		15.00	15.00	15.00	30.00	30.00
TOTAL		15.00	15.00	15.00	30.00	30.00
BEGINNING BALANCE		15,155.00	15,170.00	15,185.00	15,200.00	15,230.00
FUNDS AVAILABLE		15,170.00	15,185.00	15,200.00	15,230.00	15,260.00
ENDING BALANCE		15,170.00	15,185.00	15,200.00	15,230.00	15,260.00

<u>PERPETUAL TRUST SAVINGS --22027</u>						
75.1150						
		<u>ACTUAL</u>	<u>ACTUAL</u>	<u>ACTUAL</u>	<u>BUDGET</u>	<u>BUDGET</u>
		<u>2017-2018</u>	<u>2018-2019</u>	<u>2019-2020</u>	<u>2020-2021</u>	<u>2021-2022</u>
REVENUES						
Donations		0.00	0.00	0.00	0.00	0.00
From Illinois Funds Savings		0.00	0.00	0.00	0.00	25,000.00
Foreman Trust		15,273.00	12,657.00	13,970.00	13,970.00	13,970.00
From CD 1109107		0.00	0.00	0.00	25,357.00	0.00
From CD 1109146		0.00	0.00	0.00	11,111.00	0.00
Interest		45.00	31.00	19.00	30.00	30.00
TOTAL		15,318.00	12,688.00	13,989.00	50,468.00	39,000.00
BEGINNING BALANCE		53,032.00	39,180.00	26,868.00	7,157.00	23,185.00
FUNDS AVAILABLE		68,350.00	51,868.00	40,857.00	57,625.00	62,185.00
EXPENDITURES						
To Operating Account		27,000.00	25,000.00	23,700.00	33,000.00	36,000.00
Mary Hodges Estate Projects		2,170.00	0.00	0.00	1,440.00	3,000.00
Transfer to IF Perpetual Trust - 150000748		0.00	0.00	10,000.00	0.00	0.00
TOTAL		29,170.00	25,000.00	33,700.00	34,440.00	39,000.00
ENDING BALANCE		39,180.00	26,868.00	7,157.00	23,185.00	23,185.00

<u>IF PERPETUAL TRUST - 150000748</u>				
75.1150				
		<u>ACTUAL</u>	<u>BUDGET</u>	<u>BUDGET</u>
		<u>2019-2020</u>	<u>2020-2021</u>	<u>2020-2021</u>
REVENUES				
From Perpetual Trust Savings - 22027		10,000.00	0.00	0.00
From Perpetual Trust CD 1109201		10,220.00	0.00	0.00
From Perpetual Trust CD 1109135		0.00	40,000.00	0.00
Interest		34.00	100.00	100.00
TOTAL		20,254.00	40,100.00	100.00
BEGINNING BALANCE		0.00	20,254.00	60,354.00
FUNDS AVAILABLE		20,254.00	60,354.00	60,454.00
EXPENDITURES				
To Operating Account		0.00	0.00	25,000.00
TOTAL		0.00	0.00	25,000.00
ENDING BALANCE		20,254.00	60,354.00	35,454.00

<u>PERPETUAL TRUST CD 1109106</u> 75.1166		<u>ACTUAL</u> <u>2017-2018</u>	<u>ACTUAL</u> <u>2018-2019</u>	<u>ACTUAL</u> <u>2019-2020</u>	<u>BUDGET</u> <u>2020-2021</u>	<u>BUDGET</u> <u>2021-2022</u>
REVENUES						
CD Interest		25.00	25.00	25.00	25.00	25.00
TOTAL		25.00	25.00	25.00	25.00	25.00
BEGINNING BALANCE		25,267.00	25,282.00	25,307.00	25,332.00	25,357.00
FUNDS AVAILABLE		25,282.00	25,307.00	25,332.00	25,357.00	25,382.00
EXPENSES						
TOTAL		0.00	0.00	0.00	0.00	0.00
ENDING BALANCE		25,282.00	25,307.00	25,332.00	25,357.00	25,382.00

<u>PERPETUAL TRUST CD 1109107</u> 75.1168		<u>ACTUAL</u> <u>2017-2018</u>	<u>ACTUAL</u> <u>2018-2019</u>	<u>ACTUAL</u> <u>2019-2020</u>	<u>BUDGET</u> <u>2020-2021</u>	<u>BUDGET</u> <u>2021-2022</u>
REVENUES						
CD Interest		25.00	25.00	25.00	25.00	0.00
TOTAL		25.00	25.00	25.00	25.00	0.00
BEGINNING BALANCE		25,267.00	25,282.00	25,307.00	25,332.00	0.00
FUNDS AVAILABLE		25,282.00	25,307.00	25,332.00	25,357.00	0.00
EXPENSES						
To Perpetual Trust Savings		0.00	0.00	0.00	25,357.00	0.00
TOTAL		0.00	0.00	0.00	25,357.00	0.00
ENDING BALANCE		25,282.00	25,307.00	25,332.00	0.00	0.00

<u>PERPETUAL TRUST CD 1109108</u> 75.1176		<u>ACTUAL</u> <u>2017-2018</u>	<u>ACTUAL</u> <u>2018-2019</u>	<u>ACTUAL</u> <u>2019-2020</u>	<u>BUDGET</u> <u>2020-2021</u>	<u>BUDGET</u> <u>2021-2022</u>
REVENUES						
CD Interest		64.00	64.00	65.00	65.00	65.00
TOTAL		64.00	64.00	65.00	65.00	65.00
BEGINNING BALANCE		25,377.00	25,441.00	25,505.00	25,570.00	25,635.00
FUNDS AVAILABLE		25,441.00	25,505.00	25,570.00	25,635.00	25,700.00
ENDING BALANCE		25,441.00	25,505.00	25,570.00	25,635.00	25,700.00

<u>PERPETUAL TRUST CD 1109135</u> 75.1188		<u>ACTUAL</u> <u>2017-2018</u>	<u>ACTUAL</u> <u>2018-2019</u>	<u>ACTUAL</u> <u>2019-2020</u>	<u>BUDGET</u> <u>2020-2021</u>	<u>BUDGET</u> <u>2021-2022</u>
REVENUES						
CD Interest		127.00	127.00	128.00	125.00	125.00
TOTAL		127.00	127.00	128.00	125.00	125.00
BEGINNING BALANCE		50,628.00	50,755.00	50,882.00	51,010.00	51,135.00
FUNDS AVAILABLE		50,755.00	50,882.00	51,010.00	51,135.00	51,260.00
EXPENSES						
TOTAL		0.00	0.00	0.00	0.00	0.00
ENDING BALANCE		50,755.00	50,882.00	51,010.00	51,135.00	51,260.00

<u>PERPETUAL TRUST CD 1109146</u>						
75.1190		<u>ACTUAL</u>	<u>ACTUAL</u>	<u>ACTUAL</u>	<u>BUDGET</u>	<u>BUDGET</u>
		<u>2017-2018</u>	<u>2018-2019</u>	<u>2019-2020</u>	<u>2020-2021</u>	<u>2021-2022</u>
REVENUES						
CD Interest		127.00	127.00	127.00	133.00	0.00
TOTAL		127.00	127.00	127.00	133.00	0.00
BEGINNING BALANCE		50,597.00	50,724.00	50,851.00	50,978.00	0.00
FUNDS AVAILABLE		50,724.00	50,851.00	50,978.00	51,111.00	0.00
EXPENSES						
To Illinois Funds Savings		0.00	0.00	0.00	51,111.00	0.00
TOTAL		0.00	0.00	0.00	51,111.00	0.00
ENDING BALANCE		50,724.00	50,851.00	50,978.00	0.00	0.00

<u>PERPETUAL TRUST CD 1109214</u>						
75.1192		<u>ACTUAL</u>	<u>ACTUAL</u>	<u>ACTUAL</u>	<u>BUDGET</u>	<u>BUDGET</u>
		<u>2017-2018</u>	<u>2018-2019</u>	<u>2019-2020</u>	<u>2020-2021</u>	<u>2021-2022</u>
REVENUES						
CD Interest		13.00	13.00	13.00	15.00	15.00
TOTAL		13.00	13.00	13.00	15.00	15.00
BEGINNING BALANCE		5,018.00	5,031.00	5,044.00	5,057.00	5,072.00
FUNDS AVAILABLE		5,031.00	5,044.00	5,057.00	5,072.00	5,087.00
ENDING BALANCE		5,031.00	5,044.00	5,057.00	5,072.00	5,087.00


SECTION 2. This ordinance shall be in full force and effect after its passage, approval, and publication in pamphlet form as provided by the Illinois Compiled Statutes, Chapter 65; Section 5/1-2-4.

PASSED BY THE VILLAGE BOARD OF TRUSTEES OF THE VILLAGE OF COBDEN, UNION COUNTY, ILLINOIS,  
ON THIS 19<sup>th</sup> DAY OF APRIL, 2021.


  
KAREN M. WINZENBURGER, VILLAGE CLERK

NAME	AYE	ABSENT	CONFLICT
Jean A. Britt	✓		
Patrick C. Brumleve	✓		
Todd Dietterle	✓		
Larry Hackethal	✓		
Dennis Maze	✓		
Austin Sellars	✓		

Approved by the Village President of the Village of Cobden, Union County, Illinois, this \_\_\_\_\_ day of April, 2021.

  
PAUL Z. TOMAZZOLI, VILLAGE PRESIDENT

ATTEST:

  
KAREN M. WINZENBURGER  
VILLAGE CLERK




CERTIFICATION OF BUDGET ORDINANCE

I, the undersigned, duly elected, qualified and acting Clerk of the Village of Cobden, Union County, Illinois, do hereby certify that attached hereto is a true and correct copy of the Budget Ordinance of said Village for the fiscal year beginning May 1, 2021 and ending April 30, 2022.

This certification is made and filed pursuant to the requirements of Public Act 83-881 (Illinois Statutes, Chapter 120, Paragraph 643) and on behalf of the Village of Cobden, Union County, Illinois.

Dated this 19<sup>th</sup> day of April, 2021.


  
Karen M. Winzenburger, Village Clerk

CERTIFIED ESTIMATE OF REVENUES BY SOURCE  
VILLAGE OF COBDEN


The undersigned, Treasurer of the Village of Cobden, Union County, Illinois, does hereby certify that the estimates of revenues, by source or anticipated to be received by said taxing district, is either set forth in said ordinance as "Revenues" or attached hereto by separate document, is a true statement of said estimate.

This certification is made and filed pursuant to the requirements of Public Act 83-881 (Illinois Compiled Statutes, Chapter 120, Paragraph 643) and on behalf of the Village of Cobden, Union County, Illinois. This certification must be filed within thirty (30) days after the adoption of the Budget Ordinance.

Dated this 19<sup>th</sup> day of April, 2021.

  
Selira Brumleve, Treasurer

Filed this 26<sup>th</sup> day of April, 2021.

  
Union County Clerk and Recorder

PROPOSED BUDGET SUMMARY 2021-2022

<u>ACCOUNT NUMBER</u>	<u>ACCOUNT</u>	<u>BEGINNING BALANCE</u>	<u>REVENUE</u>	<u>EXPENSE</u>	<u>TRANSFERS</u>	<u>ENDING BALANCE</u>
10.1100	GENERAL ADMINISTRATION	\$ 3,444.00	\$ 34,030.00	\$ 42,565.00	\$ 9,000.00	\$ 3,909.00
11.1100	POLICE	\$ 9,449.00	\$ 185,315.00	\$ 273,305.00	\$ 84,000.00	\$ 5,459.00
12.1100	FIRE	\$ 6,984.00	\$ 418,285.00	\$ 437,510.00	\$ 19,300.00	\$ 7,059.00
13.1100	CEMETERY	\$ 4,387.00	\$ 34,030.00	\$ 72,910.00	\$ 39,000.00	\$ 4,507.00
14.1100	STREETS	\$ 8,500.00	\$ 245,120.00	\$ 293,055.00	\$ 48,000.00	\$ 8,565.00
15.1100	PARKS	\$ 9,064.00	\$ 31,385.00	\$ 34,205.00	\$ 3,300.00	\$ 9,544.00
51.1100	WATER	\$ 108,554.00	\$ 2,331,255.00	\$ 2,217,380.00	\$ (110,100.00)	\$ 112,329.00
51.1116	IF WATER SAVINGS	\$ 30,025.00	\$ 25.00	\$ -	\$ -	\$ 30,050.00
52.1100	SEWER	\$ 12,754.00	\$ 554,310.00	\$ 577,420.00	\$ 24,060.00	\$ 13,704.00
52.1120	SEWER DEBT SERVICE 22024	\$ 10,701.00	\$ 10.00	\$ -	\$ (9,396.00)	\$ 1,315.00
52.1128	IF SEWER DEBT SERVICE 1500000744	\$ 5,034.00	\$ 20.00	\$ -	\$ -	\$ 5,054.00
52.1124	SEWER SHORT LIVED ASSET 22021	\$ 11,876.00	\$ 10.00	\$ -	\$ (9,664.00)	\$ 2,222.00
52.1126	IF SEWER SHORT LIVED ASSET 1500000749	\$ 10,067.00	\$ 40.00	\$ -	\$ (5,000.00)	\$ 5,107.00
54.1100	GAS	\$ 18,272.00	\$ 323,950.00	\$ 279,395.00	\$ (44,500.00)	\$ 18,327.00
10.1130	VETERANS MEMORIAL FUND	\$ 2,251.00	\$ 3,500.00	\$ 2,885.00	\$ -	\$ 2,866.00
10.1136	IF VETERANS MEMORIAL 1500000750	\$ 4,025.00	\$ 15.00	\$ -	\$ -	\$ 4,040.00
10.1140	TIF FUND	\$ 16,454.00	\$ 37,645.00	\$ 34,175.00	\$ -	\$ 19,924.00
16.1120	IF TIF FUND 1500000746	\$ 80,419.00	\$ 200.00	\$ 80,000.00	\$ -	\$ 619.00
11.1110	SHOP-WITH-A-COP	\$ 1,689.00	\$ 3,150.00	\$ 3,000.00	\$ -	\$ 1,839.00
11.1118	IF SHOP-WITH-A-COP 1500000751	\$ 1,023.00	\$ 20.00	\$ -	\$ -	\$ 1,043.00
11.1114	POLICE VEHICLE SAVINGS	\$ 589.00	\$ 4,905.00	\$ -	\$ (4,500.00)	\$ 994.00
11.1116	IF POLICE VEHICLE SAVINGS 1500000747	\$ 5,034.00	\$ 20.00	\$ -	\$ (4,500.00)	\$ 554.00
51.1144	WATER METER DEPOSIT 2334	\$ 4,034.00	\$ 1,950.00	\$ 1,945.00	\$ -	\$ 4,039.00
54.1144	GAS METER DEPOSIT 2342	\$ 5,655.00	\$ 1,800.00	\$ 1,750.00	\$ -	\$ 5,705.00
70.1110	MOTOR FUEL TAX CHECKING - FARMERS	\$ 42,590.00	\$ 80,000.00	\$ 70,680.00	\$ -	\$ 51,910.00
70.1150	IF MOTOR FUEL TAX 1500000745	\$ 10,077.00	\$ 50.00	\$ -	\$ -	\$ 10,127.00
70.1174	MOTOR FUEL TAX CD 1109112	\$ 15,230.00	\$ 30.00	\$ -	\$ -	\$ 15,260.00
75.1100	CEMETERY PERPETUAL TRUST 22027	\$ 23,185.00	\$ 14,000.00	\$ -	\$ (14,000.00)	\$ 23,185.00
75.1150	IF PERPETUAL TRUST 1500000748	\$ 60,354.00	\$ 100.00	\$ -	\$ (25,000.00)	\$ 35,454.00
75.1156	CEMETERY PERPETUAL TRUST CD 1109106	\$ 25,357.00	\$ 25.00	\$ -	\$ -	\$ 25,382.00
75.1176	CEMETERY PERPETUAL TRUST CD 1109108	\$ 25,635.00	\$ 65.00	\$ -	\$ -	\$ 25,700.00
75.1188	CEMETERY PERPETUAL TRUST CD 1109135	\$ 51,135.00	\$ 125.00	\$ -	\$ -	\$ 51,260.00
75.1192	CEMETERY PERPETUAL TRUST CD 1109214	\$ 5,072.00	\$ 15.00	\$ -	\$ -	\$ 5,087.00
<b>TOTALS:</b>		<b>\$ 628,919.00</b>	<b>\$ 4,305,400.00</b>	<b>\$ 4,422,180.00</b>	<b>\$ -</b>	<b>\$ 512,139.00</b>